

Java™ Servlet Specification

Version 2.5 MR6

Please send technical comments to: servletapi-feedback@sun.com

Please send business comments to: rajiv.mordani@sun.com

August 8th, 2007

Rajiv Mordani(Rajiv.Mordani@Sun.COM)

Specification: JSR-000154 Java(tm) Servlet 2.5 ("Specification")

Version: 2.5

Status: Maintenance Release 2

Release: 28 July 2007

Copyright 2007 SUN MICROSYSTEMS, INC.
4150 Network Circle, Santa Clara, California 95054, U.S.A
All rights reserved.

LIMITED LICENSE GRANTS

1. License for Evaluation Purposes. Sun hereby grants you a fully-paid, non-exclusive, non-transferable, worldwide, limited license (without the right to sublicense), under Sun's applicable intellectual property rights to view, download, use and reproduce the Specification only for the purpose of internal evaluation. This includes (i) developing applications intended to run on an implementation of the Specification, provided that such applications do not themselves implement any portion(s) of the Specification, and (ii) discussing the Specification with any third party; and (iii) excerpting brief portions of the Specification in oral or written communications which discuss the Specification provided that such excerpts do not in the aggregate constitute a significant portion of the Specification.

2. License for the Distribution of Compliant Implementations. Sun also grants you a perpetual, non-exclusive, non-transferable, worldwide, fully paid-up, royalty free, limited license (without the right to sublicense) under any applicable copyrights or, subject to the provisions of subsection 4 below, patent rights it may have covering the Specification to create and/or distribute an Independent Implementation of the Specification that: (a) fully implements the Specification including all its required interfaces and functionality; (b) does not modify, subset, superset or otherwise extend the Licensor Name Space, or include any public or protected packages, classes, Java interfaces, fields or methods within the Licensor Name Space other than those required/authorized by the Specification or Specifications being implemented; and (c) passes the Technology Compatibility Kit (including satisfying the requirements of the applicable TCK Users Guide) for such Specification ("Compliant Implementation"). In addition, the foregoing license is expressly conditioned on your not acting outside its scope. No license is granted hereunder for any other purpose (including, for example, modifying the Specification, other than to the extent of your fair use rights, or distributing the Specification to third parties). Also, no right, title, or interest in or to any trademarks, service marks, or trade names of Sun or Sun's licensors is granted hereunder. Java, and Java-related logos, marks and names are trademarks or registered trademarks of Sun Microsystems, Inc. in the U.S. and other countries.

3. Pass-through Conditions. You need not include limitations (a)-(c) from the previous paragraph or any other particular "pass through" requirements in any license You grant concerning the use of your Independent Implementation or products derived from it. However, except with respect to Independent Implementations (and products derived from them) that satisfy limitations (a)-(c) from the previous paragraph, You may neither: (a) grant or otherwise pass through to your licensees any licenses under Sun's applicable intellectual property rights; nor (b) authorize your licensees to make any claims concerning their implementation's compliance with the Specification in question.

4. Reciprocity Concerning Patent Licenses.

a. With respect to any patent claims covered by the license granted under subparagraph 2 above that would be infringed by all technically feasible implementations of the Specification, such license is conditioned upon your offering on fair, reasonable and non-discriminatory terms, to any party seeking it from You, a perpetual, non-exclusive, non-transferable, worldwide license under Your patent rights which are or would be infringed by all technically feasible implementations of the Specification to develop, distribute and use a Compliant Implementation.

b. With respect to any patent claims owned by Sun and covered by the license granted under subparagraph 2, whether or not their infringement can be avoided in a technically feasible manner when implementing the Specification, such license shall terminate with respect to such claims if You initiate a claim against Sun that it has, in the course of performing its responsibilities as the Specification Lead, induced any other entity to infringe Your patent rights.

c. Also with respect to any patent claims owned by Sun and covered by the license granted under subparagraph 2 above, where the infringement of such claims can be avoided in a technically feasible manner when implementing the Specification such license, with respect to such claims, shall terminate if You initiate a claim against Sun that its making, having made, using, offering to sell, selling or importing a Compliant Implementation infringes Your patent rights.

5. Definitions. For the purposes of this Agreement: "Independent Implementation" shall mean an implementation of the Specification that neither derives from any of Sun's source code or binary code materials nor, except with an appropriate and separate license from Sun, includes any of Sun's source code or binary code materials; "Licensor Name Space" shall mean the public class or interface declarations whose names begin with "java", "javax", "com.sun" or their equivalents in any subsequent naming convention adopted by Sun through the Java Community Process, or any recognized successors or replacements thereof; and "Technology Compatibility Kit" or "TCK" shall mean the test suite and accompanying TCK User's Guide provided by Sun which corresponds to the Specification and that was available either (i) from Sun's 120 days before the first release of Your Independent Implementation that allows its use for commercial purposes, or (ii) more recently than 120 days from such release but against which You elect to test Your implementation of the Specification.

This Agreement will terminate immediately without notice from Sun if you breach the Agreement or act outside the scope of the licenses granted above.

DISCLAIMER OF WARRANTIES

THE SPECIFICATION IS PROVIDED "AS IS". SUN MAKES NO REPRESENTATIONS OR WARRANTIES, EITHER EXPRESS OR IMPLIED, INCLUDING BUT NOT LIMITED TO, WARRANTIES OF MERCHANTABILITY, FITNESS FOR A PARTICULAR PURPOSE, NON-INFRINGEMENT (INCLUDING AS A CONSEQUENCE OF ANY PRACTICE OR IMPLEMENTATION OF THE SPECIFICATION), OR THAT THE CONTENTS OF THE SPECIFICATION ARE SUITABLE FOR ANY PURPOSE. This document does not represent any commitment to release or implement any portion of the Specification in any product. In addition, the Specification could include technical inaccuracies or typographical errors.

LIMITATION OF LIABILITY

TO THE EXTENT NOT PROHIBITED BY LAW, IN NO EVENT WILL SUN OR ITS LICENSORS BE LIABLE FOR ANY DAMAGES, INCLUDING WITHOUT LIMITATION, LOST REVENUE, PROFITS OR DATA, OR FOR SPECIAL, INDIRECT, CONSEQUENTIAL, INCIDENTAL OR PUNITIVE DAMAGES, HOWEVER CAUSED AND REGARDLESS OF THE THEORY OF LIABILITY, ARISING OUT OF OR RELATED IN ANY WAY TO YOUR HAVING, IMPELEMENTING OR OTHERWISE USING

USING THE SPECIFICATION, EVEN IF SUN AND/OR ITS LICENSORS HAVE BEEN ADVISED OF THE POSSIBILITY OF SUCH DAMAGES.

You will indemnify, hold harmless, and defend Sun and its licensors from any claims arising or resulting from: (i) your use of the Specification; (ii) the use or distribution of your Java application, applet and/or implementation; and/or (iii) any claims that later versions or releases of any Specification furnished to you are incompatible with the Specification provided to you under this license.

RESTRICTED RIGHTS LEGEND

U.S. Government: If this Specification is being acquired by or on behalf of the U.S. Government or by a U.S. Government prime contractor or subcontractor (at any tier), then the Government's rights in the Software and accompanying documentation shall be only as set forth in this license; this is in accordance with 48 C.F.R. 227.7201 through 227.7202-4 (for Department of Defense (DoD) acquisitions) and with 48 C.F.R. 2.101 and 12.212 (for non-DoD acquisitions).

REPORT

If you provide Sun with any comments or suggestions concerning the Specification ("Feedback"), you hereby: (i) agree that such Feedback is provided on a non-proprietary and non-confidential basis, and (ii) grant Sun a perpetual, non-exclusive, worldwide, fully paid-up, irrevocable license, with the right to sublicense through multiple levels of sublicensees, to incorporate, disclose, and use without limitation the Feedback for any purpose.

GENERAL TERMS

Any action related to this Agreement will be governed by California law and controlling U.S. federal law. The U.N. Convention for the International Sale of Goods and the choice of law rules of any jurisdiction will not apply.

The Specification is subject to U.S. export control laws and may be subject to export or import regulations in other countries. Licensee agrees to comply strictly with all such laws and regulations and acknowledges that it has the responsibility to obtain such licenses to export, re-export or import as may be required after delivery to Licensee.

This Agreement is the parties' entire agreement relating to its subject matter. It supersedes all prior or contemporaneous oral or written communications, proposals, conditions, representations and warranties and prevails over any conflicting or additional terms of any quote, order, acknowledgment, or other communication between the parties relating to its subject matter during the term of this Agreement. No modification to this Agreement will be binding, unless in writing and signed by an authorized representative of each party.

Contents

Java™ Servlet Specification Version 2.5 MR6	1
Preface	9
Additional Sources	9
Who Should Read This Specification	10
API Reference	10
Other Java Platform Specifications	10
Other Important References	11
Providing Feedback	12
Acknowledgements	12
SRV.1 Overview	13
SRV.1.3 An Example	14
SRV.1.4 Comparing Servlets with Other Technologies	15
SRV.1.5 Relationship to Java Platform, Enterprise Edition	15
SRV.1.6 Compatibility with Java Servlet Specification Version 2.3 15	
SRV.1.6.1 HttpSessionListener.sessionDestroyed	15
SRV.1.6.2 ServletRequest methods getRemotePort, getLocal- Name, getLocalAddr, getLocalPort	16
SRV.2 The Servlet Interface	17
SRV.2.1 Request Handling Methods	17
SRV.2.1.1 HTTP Specific Request Handling Methods	17
SRV.2.1.2 Additional Methods	18
SRV.2.1.3 Conditional GET Support	18

SRV.2.2	Number of Instances	18
SRV.2.2.1	Note About The Single Thread Model	19
SRV.2.3	Servlet Life Cycle	19
SRV.2.3.1	Loading and Instantiation	19
SRV.2.3.2	Initialization	20
SRV.2.3.3	Request Handling	20
SRV.2.3.4	End of Service	22
SRV.3	The Request	25
SRV.3.1.1	When Parameters Are Available	26
SRV.3.2	Attributes	26
SRV.3.3	Headers	27
SRV.3.4	Request Path Elements	28
SRV.3.5	Path Translation Methods	29
SRV.3.6	Cookies	29
SRV.3.7	SSL Attributes	30
SRV.3.8	Internationalization	30
SRV.3.9	Request data encoding	31
SRV.3.10	Lifetime of the Request Object	31
SRV.4	Servlet Context.....	33
SRV.4.2	Scope of a ServletContext Interface	33
SRV.4.3	Initialization Parameters	34
SRV.4.4	Context Attributes	34
SRV.4.4.1	Context Attributes in a Distributed Container ..	34
SRV.4.5	Resources	35
SRV.4.6	Multiple Hosts and Servlet Contexts	35
SRV.4.7	Reloading Considerations	35
SRV.4.7.1	Temporary Working Directories	36
SRV.5	The Response	37
SRV.5.2	Headers	38
SRV.5.3	Convenience Methods	39
SRV.5.4	Internationalization	40
SRV.5.5	Closure of Response Object	41
SRV.5.6	Lifetime of the Response Object	41

SRV.6	Filtering.....	43
	SRV.6.1.1 Examples of Filtering Components	44
	SRV.6.2 Main Concepts	44
	SRV.6.2.1 Filter Lifecycle	45
	SRV.6.2.2 Wrapping Requests and Responses	46
	SRV.6.2.3 Filter Environment	47
	SRV.6.2.4 Configuration of Filters in a Web Application ..	47
	SRV.6.2.5 Filters and the RequestDispatcher	50
SRV.7	Sessions.....	53
	SRV.7.1.1 Cookies	53
	SRV.7.1.2 SSL Sessions	53
	SRV.7.1.3 URL Rewriting	54
	SRV.7.1.4 Session Integrity	54
	SRV.7.2 Creating a Session	54
	SRV.7.3 Session Scope	54
	SRV.7.4 Binding Attributes into a Session	55
	SRV.7.5 Session Timeouts	55
	SRV.7.6 Last Accessed Times	56
	SRV.7.7 Important Session Semantics	56
	SRV.7.7.2 Distributed Environments	56
	SRV.7.7.3 Client Semantics	57
SRV.8	Dispatching Requests.....	59
	SRV.8.1.1 Query Strings in Request Dispatcher Paths	60
	SRV.8.2 Using a Request Dispatcher	60
	SRV.8.3 The Include Method	61
	SRV.8.3.1 Included Request Parameters	61
	SRV.8.4 The Forward Method	62
	SRV.8.4.1 Query String	62
	SRV.8.4.2 Forwarded Request Parameters	62
	SRV.8.5 Error Handling	63
SRV.9	Web Applications.....	64
	SRV.9.2 Relationship to ServletContext	64
	SRV.9.3 Elements of a Web Application	65
	SRV.9.4 Deployment Hierarchies	65

SRV.9.5	Directory Structure	.65
SRV.9.5.1	Example of Application Directory Structure	.66
SRV.9.6	Web Application Archive File	.67
SRV.9.7	Web Application Deployment Descriptor	.67
SRV.9.7.1	Dependencies On Extensions	.67
SRV.9.7.2	Web Application Class Loader	.68
SRV.9.8	Replacing a Web Application	.69
SRV.9.9	Error Handling	.69
SRV.9.9.1	Request Attributes	.69
SRV.9.9.2	Error Pages	.70
SRV.9.9.3	Error Filters	.71
SRV.9.10	Welcome Files	.71
SRV.9.11	Web Application Environment	.73
SRV.9.12	Web Application Deployment	.73
SRV.9.13	Inclusion of a web.xml Deployment Descriptor	.73
SRV.10	Application Lifecycle Events	.75
SRV.10.2	Event Listeners	.75
SRV.10.2.1	Event Types and Listener Interfaces	.76
SRV.10.2.2	An Example of Listener Use	.77
SRV.10.3	Listener Class Configuration	.77
SRV.10.3.1	Provision of Listener Classes	.77
SRV.10.3.2	Deployment Declarations	.78
SRV.10.3.3	Listener Registration	.78
SRV.10.3.4	Notifications At Shutdown	.78
SRV.10.4	Deployment Descriptor Example	.78
SRV.10.5	Listener Instances and Threading	.79
SRV.10.6	Listener Exceptions	.79
SRV.10.7	Distributed Containers	.80
SRV.10.8	Session Events	.80
SRV.11	Mapping Requests to Servlets	.81
SRV.11.2	Specification of Mappings	.82
SRV.11.2.1	Implicit Mappings	.82
SRV.11.2.2	Example Mapping Set	.83

SRV.12 Security	85
SRV.12.2 Declarative Security	86
SRV.12.3 Programmatic Security	86
SRV.12.4 Roles	88
SRV.12.5 Authentication	88
SRV.12.5.1 HTTP Basic Authentication	88
SRV.12.5.2 HTTP Digest Authentication	89
SRV.12.5.3 Form Based Authentication	89
SRV.12.5.4 HTTPS Client Authentication	91
SRV.12.6 Server Tracking of Authentication Information	91
SRV.12.7 Specifying Security Constraints	91
SRV.12.7.1 Combining Constraints	93
SRV.12.7.2 Example	93
SRV.12.7.3 Processing Requests	95
SRV.12.8 Default Policies	96
SRV.12.9 Login and Logout	96
SRV.13 Deployment Descriptor	99
SRV.13.1 Deployment Descriptor Elements	99
SRV.13.2 Rules for Processing the Deployment Descriptor	100
SRV.13.3 Deployment Descriptor	101
SRV.13.4 Deployment Descriptor Diagram	129
SRV.13.5 Examples	146
SRV.13.5.1 A Basic Example	147
SRV.13.5.2 An Example of Security	148
SRV.14 Java Enterprise Edition 5 Containers	150
SRV.14.1 Sessions	150
SRV.14.2 Web Applications	150
SRV.14.2.1 Web Application Class Loader	151
SRV.14.2.2 Web Application Environment	151
SRV.14.3 Security	152
SRV.14.3.1 Propagation of Security Identity in EJBTM Calls	152
SRV.14.4 Deployment	152
SRV.14.4.1 Deployment Descriptor Elements	152
SRV.14.4.2 Packaging and Deployment of JAX-WS Compo-	

	nents	153
SRV.14.4.3	Rules for Processing the Deployment Descriptor . . .	154
SRV.14.5	Annotations and Resource Injection	155
SRV.14.5.1	@DeclaresRoles	156
SRV.14.5.2	@EJB Annotation	157
SRV.14.5.3	@EJBs Annotation	157
SRV.14.5.4	@Resource Annotation	158
SRV.14.5.5	@PersistenceContext Annotation	158
SRV.14.5.6	@PersistenceContexts Annotation	159
SRV.14.5.7	@PersistenceUnit Annotation	159
SRV.14.5.8	@PersistenceUnits Annotation	159
SRV.14.5.9	@PostConstruct Annotation	160
SRV.14.5.10	@PreDestroy Annotation	160
SRV.14.5.11	@Resources Annotation	161
SRV.14.5.12	@RunAs Annotation	161
SRV.14.5.13	@WebServiceRef Annotation	162
SRV.14.5.14	@WebServiceRefs Annotation	162
SRV.15	javax.servlet	164
SRV.15.1	Generic Servlet Interfaces and Classes	164
SRV.15.2	The javax.servlet package	164
SRV.15.2.1	Filter	167
SRV.15.2.2	FilterChain	169
SRV.15.2.3	FilterConfig	169
SRV.15.2.4	GenericServlet	170
SRV.15.2.5	RequestDispatcher	175
SRV.15.2.6	Servlet	176
SRV.15.2.7	ServletConfig	179
SRV.15.2.8	ServletContext	180
SRV.15.2.9	ServletContextAttributeEvent	189
SRV.15.2.10	ServletContextAttributeListener	190
SRV.15.2.11	ServletContextEvent	191
SRV.15.2.12	ServletContextListener	191
SRV.15.2.13	ServletException	192
SRV.15.2.14	ServletInputStream	193
SRV.15.2.15	ServletOutputStream	194
SRV.15.2.16	ServletRequest	199

SRV.15.2.17 ServletRequestAttributeEvent	207
SRV.15.2.18 ServletRequestAttributeListener	208
SRV.15.2.19 ServletRequestEvent	209
SRV.15.2.20 ServletRequestListener	209
SRV.15.2.21 ServletRequestWrapper	210
SRV.15.2.22 ServletResponse	217
SRV.15.2.23 ServletResponseWrapper	223
SRV.15.2.24 SingleThreadModel	227
SRV.15.2.25 UnavailableException	227
SRV.16 javax.servlet.http	232
SRV.16.1 Servlets Using HTTP Protocol	232
SRV.16.1.1 Cookie	234
SRV.16.1.2 HttpServlet	239
SRV.16.1.3 HttpServletRequest	247
SRV.16.1.4 HttpServletRequestWrapper	255
SRV.16.1.5 HttpServletResponse	261
SRV.16.1.6 HttpServletResponseWrapper	272
SRV.16.1.7 HttpSession	276
SRV.16.1.8 HttpSessionActivationListener	281
SRV.16.1.9 HttpSessionAttributeListener	282
SRV.16.1.10 HttpSessionBindingEvent	282
SRV.16.1.11 HttpSessionBindingListener	284
SRV.16.1.12 HttpSessionContext	285
SRV.16.1.13 HttpSessionEvent	285
SRV.16.1.14 HttpSessionListener	286
SRV.16.1.15 HttpUtils	287
Change Log	290
Changes since Servlet 2.5 MR 5	290
SRV.17.0.1 Clarify SRV 8.4 "The Forward Method"	290
SRV.17.0.2 Update Deployment descriptor "http-method values allowed"	290
SRV.17.0.3 Clarify SRV 7.7.1 "Threading Issues"	291
Changes Since Servlet 2.5 MR 2	291
SRV.18.0.1 Updated Annotation Requirements for Java EE containers	291
SRV.18.0.2 Updated Java Enterprise Edition Requirements	291

SRV.18.0.3	Clarified <code>HttpServletRequest.getRequestURL()</code>	291
SRV.18.0.4	Removal of <code>IllegalStateException</code> from <code>HttpSession.getId()</code>	292
SRV.18.0.5	<code>ServletContext.getContextPath()</code>	292
SRV.18.0.6	Requirement for <code>web.xml</code> in web applications	293
Changes Since Servlet 2.4		293
SRV.19.0.1	Session Clarification	293
SRV.19.0.2	Filter All Dispatches	294
SRV.19.0.3	Multiple Occurrences of Servlet Mappings	294
SRV.19.0.4	Multiple Occurrences Filter Mappings	295
SRV.19.0.5	Support Alternative HTTP Methods with Authorization Constraints	296
SRV.19.0.6	Minimum J2SE Requirement	297
SRV.19.0.7	Annotations and Resource Injection	297
SRV.19.0.8	SRV.9.9 ("Error Handling") Requirement Removed	297
SRV.19.0.9	<code>HttpServletRequest.isRequestedSessionIdValid()</code> Clarification	297
SRV.19.0.10	SRV.5.5 ("Closure of Response Object") Clarification	298
SRV.19.0.11	<code>ServletRequest.setCharacterEncoding()</code> Clarified	298
SRV.19.0.12	Java Enterprise Edition Requirements	298
SRV.19.0.13	Servlet 2.4 MR Change Log Updates Added	298
SRV.19.0.14	Synchronized Access Session Object Clarified	298
Changes Since Servlet 2.3		299

Preface

This document is the Java™ Servlet Specification, version 2.5. The standard for the Java Servlet API is described herein.

SRV.P.1 Additional Sources

The specification is intended to be a complete and clear explanation of Java Servlets, but if questions remain, the following sources may be consulted:

- A reference implementation (RI) has been made available which provides a behavioral benchmark for this specification. Where the specification leaves implementation of a particular feature open to interpretation, implementors may use the reference implementation as a model of how to carry out the intention of the specification.
- A compatibility test suite (CTS) has been provided for assessing whether implementations meet the compatibility requirements of the Java Servlet API standard. The test results have normative value for resolving questions about whether an implementation is standard.
- If further clarification is required, the working group for the Java Servlet API under the Java Community Process should be consulted, and is the final arbiter of such issues.

Comments and feedback are welcome, and will be used to improve future versions.

SRV.P.2 Who Should Read This Specification

The intended audience for this specification includes the following groups:

- Web server and application server vendors that want to provide servlet engines that conform to this standard.
- Authoring tool developers that want to support Web applications that conform to this specification
- Experienced servlet authors who want to understand the underlying mechanisms of servlet technology.

We emphasize that this specification is not a user's guide for servlet developers and is not intended to be used as such. References useful for this purpose are available from <http://java.sun.com/products/servlet>.

SRV.P.3 API Reference

Chapter SRV.15, "javax.servlet", includes the full specifications of classes, interfaces, and method signatures that define the Java Servlet API, as well as their accompanying Javadoc™ documentation.

SRV.P.4 Other Java Platform Specifications

The following Java API specifications are referenced throughout this specification:

- Java Platform, Enterprise Edition ("Java EE"), version 5
- JavaServer Pages™ ("JSP™"), version 2.1
- Java Naming and Directory Interface™ ("J.N.D.I.").

These specifications may be found at the Java Platform, Enterprise Edition Web site: <http://java.sun.com/javaee/>.

SRV.P.5 Other Important References

The following Internet specifications provide information relevant to the development and implementation of the Java Servlet API and standard servlet engines:

- RFC 1630 Uniform Resource Identifiers (URI)
- RFC 1738 Uniform Resource Locators (URL)
- RFC 2396 Uniform Resource Identifiers (URI): Generic Syntax
- RFC 1808 Relative Uniform Resource Locators
- RFC 1945 Hypertext Transfer Protocol (HTTP/1.0)
- RFC 2045 MIME Part One: Format of Internet Message Bodies
- RFC 2046 MIME Part Two: Media Types
- RFC 2047 MIME Part Three: Message Header Extensions for non-ASCII text
- RFC 2048 MIME Part Four: Registration Procedures
- RFC 2049 MIME Part Five: Conformance Criteria and Examples
- RFC 2109 HTTP State Management Mechanism
- RFC 2145 Use and Interpretation of HTTP Version Numbers
- RFC 2324 Hypertext Coffee Pot Control Protocol (HTCPCP/1.0)¹
- RFC 2616 Hypertext Transfer Protocol (HTTP/1.1)
- RFC 2617 HTTP Authentication: Basic and Digest Authentication

Online versions of these RFCs are at <http://www.ietf.org/rfc/>.

The World Wide Web Consortium (<http://www.w3.org/>) is a definitive source of HTTP related information affecting this specification and its implementations.

The eXtensible Markup Language (XML) is used for the specification of the Deployment Descriptors described in Chapter 13 of this specification. More information about XML can be found at the following Web sites:

¹. This reference is mostly tongue-in-cheek although most of the concepts described in the HTCPCP RFC are relevant to all well-designed Web servers.

<http://java.sun.com/xml>

<http://www.xml.org/>

SRV.P.6 Providing Feedback

We welcome any and all feedback about this specification. Please e-mail your comments to servletapi-feedback@eng.sun.com.

Please note that due to the volume of feedback that we receive, you will not normally receive a reply from an engineer. However, each and every comment is read, evaluated, and archived by the specification team.

SRV.P.7 Acknowledgements

The servlet specification has now undergone a number of revisions since the first version, and the contributors to this specification are many and various. For the version 2.5, we'd like to thank the members of the JSR154 expert group for their continued contributions: Greg Wilkins (Mort Bay Consulting), Jason Hunter (Individual), Rémy Maucherat (JBOSS), Nathan Abramson (ATG), Vinod Mehra (BEA), Prasanth Pallamreddy (BEA), Joyce Yang (Oracle), Todd Kaplinger (IBM), Kevin Jones (Developmentor), Timothy Julien (HP), Jon Stephens (Individual), Pier Fumagali (Apache), Karl Adeval (Orion), Hans Bergsten (Individual), Tim Ampe (Persistence Software), Jason McGee (IBM), Nic Ferrier (Individual), Rod Johnson (Individual), Bryan Astatt (Oracle), John Rousseau (Silverstream), Paul Bonafanti (New Atlanta), Karl Moss (Macromedia), Larry Isaacs (SAS), Vishy Kasar (Borland), BV Prasad (Pramati), Bill DeHora (InterX), Randal Hanford (Boeing), Ciaran Dynes (Iona), Ana von Klopp (Sun), Jeff Plager (Sybase), and Shawn McMurdo (Lutris).

We'd like to thank the many people from the Java Community who have sent us feedback on the specification.

Finally we thank fellow colleagues at Sun who have provided feedback and comment, in particular JeanFrancois Arcand, Ed Burns, Roberto Chinnici, Pierre Delisle, Jan Luehe, Craig McClanahan, Ron Monzillo, Rajiv Mordani, Dhuru Pandey, Amy Roh, Bill Shannon, and Yutaka Yoshida for applying continued technical critique and support of the specification, Debbie Carson for the editorial work throughout this specification, and Karen Schaffer along with Jim Driscoll for release management.

CHAPTER SRV.1

Overview

SRV.1.1 What is a Servlet?

A servlet is a Java™ technology-based Web component, managed by a container, that generates dynamic content. Like other Java technology-based components, servlets are platform-independent Java classes that are compiled to platform-neutral byte code that can be loaded dynamically into and run by a Java technology-enabled Web server. Containers, sometimes called servlet engines, are Web server extensions that provide servlet functionality. Servlets interact with Web clients via a request/response paradigm implemented by the servlet container.

SRV.1.2 What is a Servlet Container?

The servlet container is a part of a Web server or application server that provides the network services over which requests and responses are sent, decodes MIME-based requests, and formats MIME-based responses. A servlet container also contains and manages servlets through their lifecycle.

A servlet container can be built into a host Web server, or installed as an add-on component to a Web Server via that server's native extension API. Servlet containers can also be built into or possibly installed into Web-enabled application servers.

All servlet containers must support HTTP as a protocol for requests and responses, but additional request/response-based protocols such as HTTPS (HTTP over SSL) may be supported. The required versions of the HTTP specification that a container must implement are HTTP/1.0 and HTTP/1.1. Because the container may have a caching mechanism described in RFC2616(HTTP/1.1), it may modify requests from the clients before delivering them to the servlet, may modify responses produced by servlets before sending them to the clients, or may respond

to requests without delivering them to the servlet under the compliance with RFC2616.

A servlet container may place security restrictions on the environment in which a servlet executes. In a Java Platform, Standard Edition (J2SE, v.1.3 or above) or Java Platform, Enterprise Edition (Java EE, v.1.3 or above) environment, these restrictions should be placed using the permission architecture defined by the Java platform. For example, high-end application servers may limit the creation of a Thread object to insure that other components of the container are not negatively impacted.

J2SE 5.0 is the minimum version of the underlying Java platform with which servlet containers must be built.

SRV.1.3 An Example

The following is a typical sequence of events:

1. A client (e.g., a Web browser) accesses a Web server and makes an HTTP request.
2. The request is received by the Web server and handed off to the servlet container. The servlet container can be running in the same process as the host Web server, in a different process on the same host, or on a different host from the Web server for which it processes requests.
3. The servlet container determines which servlet to invoke based on the configuration of its servlets, and calls it with objects representing the request and response.
4. The servlet uses the request object to find out who the remote user is, what HTTP POST parameters may have been sent as part of this request, and other relevant data. The servlet performs whatever logic it was programmed with, and generates data to send back to the client. It sends this data back to the client via the response object.
5. Once the servlet has finished processing the request, the servlet container ensures that the response is properly flushed, and returns control back to the host Web server.

SRV.1.4 Comparing Servlets with Other Technologies

In functionality, servlets lie somewhere between Common Gateway Interface (CGI) programs and proprietary server extensions such as the Netscape Server API (NSAPI) or Apache Modules.

Servlets have the following advantages over other server extension mechanisms:

- They are generally much faster than CGI scripts because a different process model is used.
- They use a standard API that is supported by many Web servers.
- They have all the advantages of the Java programming language, including ease of development and platform independence.
- They can access the large set of APIs available for the Java platform.

SRV.1.5 Relationship to Java Platform, Enterprise Edition

The Java Servlet API v.2.5 is a required API of the Java Platform, Enterprise Edition, v.5¹. Servlet containers and servlets deployed into them must meet additional requirements, described in the Java EE specification, for executing in a Java EE environment.

SRV.1.6 Compatibility with Java Servlet Specification Version 2.3

This section describes the compatibility issues introduced in this version of the specification.

SRV.1.6.1 HttpSessionListener.sessionDestroyed

In the previous versions of the specification, this method was defined as:

Notification that a session was invalidated.

As of Version 2.4, this method is changed to:

¹. Please see the Java™ 2 Platform, Enterprise Edition specification available at <http://java.sun.com/javaee/>

Notification that a session is about to be invalidated

so that it notifies **before** the session invalidation. If the code assumed the previous behavior, it must be modified to match the new behavior.

SRV.1.6.2 ServletRequest methods getRemotePort, getLocalName, getLocalAddr, getLocalPort

The following methods are added in the ServletRequest interface in this version of the specification.

```
public int getRemotePort()
    Returns the Internet Protocol (IP) source port of the client or last proxy
    that sent the request.
public java.lang.String getLocalName()
    Returns the host name of the Internet Protocol (IP) interface
    on which the request was received.
public java.lang.String getLocalAddr()
    Returns the Internet Protocol (IP) address of the interface
    on which the request was received.
public int getLocalPort()
    Returns the Internet Protocol (IP) port number of the interface
    on which the request was received.
```

Be aware that this addition causes source incompatibility in some cases, such as when a developer implements the ServletRequest interface. In this case, ensure that all the new methods are implemented.

The Servlet Interface

The `Servlet` interface is the central abstraction of the Java Servlet API. All servlets implement this interface either directly, or more commonly, by extending a class that implements the interface. The two classes in the Java Servlet API that implement the `Servlet` interface are `GenericServlet` and `HttpServlet`. For most purposes, Developers will extend `HttpServlet` to implement their servlets.

SRV.2.1 Request Handling Methods

The basic `Servlet` interface defines a `service` method for handling client requests. This method is called for each request that the servlet container routes to an instance of a servlet.

The handling of concurrent requests to a Web application generally requires that the Web Developer design servlets that can deal with multiple threads executing within the `service` method at a particular time.

Generally the Web container handles concurrent requests to the same servlet by concurrent execution of the `service` method on different threads.

SRV.2.1.1 HTTP Specific Request Handling Methods

The `HttpServlet` abstract subclass adds additional methods beyond the basic `Servlet` interface that are automatically called by the `service` method in the `HttpServlet` class to aid in processing HTTP-based requests. These methods are:

- `doGet` for handling HTTP GET requests
- `doPost` for handling HTTP POST requests
- `doPut` for handling HTTP PUT requests

- `doDelete` for handling HTTP DELETE requests
- `doHead` for handling HTTP HEAD requests
- `doOptions` for handling HTTP OPTIONS requests
- `doTrace` for handling HTTP TRACE requests

Typically when developing HTTP-based servlets, a Servlet Developer will only concern himself with the `doGet` and `doPost` methods. The other methods are considered to be methods for use by programmers very familiar with HTTP programming.

SRV.2.1.2 Additional Methods

The `doPut` and `doDelete` methods allow Servlet Developers to support HTTP/1.1 clients that employ these features. The `doHead` method in `HttpServlet` is a specialized form of the `doGet` method that returns only the headers produced by the `doGet` method. The `doOptions` method responds with which HTTP methods are supported by the servlet. The `doTrace` method generates a response containing all instances of the headers sent in the TRACE request.

SRV.2.1.3 Conditional GET Support

The `HttpServlet` interface defines the `getLastModified` method to support conditional GET operations. A conditional GET operation requests a resource be sent only if it has been modified since a specified time. In appropriate situations, implementation of this method may aid efficient utilization of network resources.

SRV.2.2 Number of Instances

The servlet declaration which is part of the deployment descriptor of the Web application containing the servlet, as described in Chapter SRV.13, “Deployment Descriptor”, controls how the servlet container provides instances of the servlet.

For a servlet not hosted in a distributed environment (the default), the servlet container must use only one instance per servlet declaration. However, for a servlet implementing the `SingleThreadModel` interface, the servlet container may instantiate multiple instances to handle a heavy request load and serialize requests to a particular instance.

In the case where a servlet was deployed as part of an application marked in the deployment descriptor as distributable, a container may have only one instance per servlet declaration per Java Virtual Machine (JVMTM)¹. However, if the servlet in a distributable application implements the `SingleThreadModel` interface, the container may instantiate multiple instances of that servlet in each JVM of the container.

SRV.2.2.1 Note About The Single Thread Model

The use of the `SingleThreadModel` interface guarantees that only one thread at a time will execute in a given servlet instance's `service` method. It is important to note that this guarantee only applies to each servlet instance, since the container may choose to pool such objects. Objects that are accessible to more than one servlet instance at a time, such as instances of `HttpSession`, may be available at any particular time to multiple servlets, including those that implement `SingleThreadModel`. It is recommended that a developer take other means to resolve those issues instead of implementing this interface, such as avoiding the usage of an instance variable or synchronizing the block of the code accessing those resources. The `SingleThreadModel` Interface is deprecated in this version of the specification.

SRV.2.3 Servlet Life Cycle

A servlet is managed through a well defined life cycle that defines how it is loaded and instantiated, is initialized, handles requests from clients, and is taken out of service. This life cycle is expressed in the API by the `init`, `service`, and `destroy` methods of the `javax.servlet.Servlet` interface that all servlets must implement directly or indirectly through the `GenericServlet` or `HttpServlet` abstract classes.

SRV.2.3.1 Loading and Instantiation

The servlet container is responsible for loading and instantiating servlets. The loading and instantiation can occur when the container is started, or delayed until the container determines the servlet is needed to service a request.

When the servlet engine is started, needed servlet classes must be located by the servlet container. The servlet container loads the servlet class using normal Java class loading facilities. The loading may be from a local file system, a remote file system, or other network services.

¹. The terms "Java virtual machine" and "JVM" mean a virtual machine for the Java^(TM) platform.

After loading the `Servlet` class, the container instantiates it for use.

SRV.2.3.2 Initialization

After the servlet object is instantiated, the container must initialize the servlet before it can handle requests from clients. Initialization is provided so that a servlet can read persistent configuration data, initialize costly resources (such as JDBC™ API-based connections), and perform other one-time activities. The container initializes the servlet instance by calling the `init` method of the `Servlet` interface with a unique (per servlet declaration) object implementing the `ServletConfig` interface. This configuration object allows the servlet to access name-value initialization parameters from the Web application's configuration information. The configuration object also gives the servlet access to an object (implementing the `ServletContext` interface) that describes the servlet's runtime environment. See Chapter SRV.4, "Servlet Context" for more information about the `ServletContext` interface.

SRV.2.3.2.1 Error Conditions on Initialization

During initialization, the servlet instance can throw an `UnavailableException` or a `ServletException`. In this case, the servlet must not be placed into active service and must be released by the servlet container. The `destroy` method is not called as it is considered unsuccessful initialization.

A new instance may be instantiated and initialized by the container after a failed initialization. The exception to this rule is when an `UnavailableException` indicates a minimum time of unavailability, and the container must wait for the period to pass before creating and initializing a new servlet instance.

SRV.2.3.2.2 Tool Considerations

The triggering of static initialization methods when a tool loads and introspects a Web application is to be distinguished from the calling of the `init` method. Developers should not assume a servlet is in an active container runtime until the `init` method of the `Servlet` interface is called. For example, a servlet should not try to establish connections to databases or Enterprise JavaBeans™ containers when only static (class) initialization methods have been invoked.

SRV.2.3.3 Request Handling

After a servlet is properly initialized, the servlet container may use it to handle client requests. Requests are represented by request objects of type `ServletRequest`. The servlet fills out response to requests by calling methods of a provided object of type

`ServletResponse`. These objects are passed as parameters to the service method of the `Servlet` interface.

In the case of an HTTP request, the objects provided by the container are of types `HttpServletRequest` and `HttpServletResponse`.

Note that a servlet instance placed into service by a servlet container may handle no requests during its lifetime.

SRV.2.3.3.1 Multithreading Issues

A servlet container may send concurrent requests through the service method of the servlet. To handle the requests, the Servlet Developer must make adequate provisions for concurrent processing with multiple threads in the service method.

Although it is not recommended, an alternative for the Developer is to implement the `SingleThreadModel` interface which requires the container to guarantee that there is only one request thread at a time in the service method. A servlet container may satisfy this requirement by serializing requests on a servlet, or by maintaining a pool of servlet instances. If the servlet is part of a Web application that has been marked as distributable, the container may maintain a pool of servlet instances in each JVM that the application is distributed across.

For servlets not implementing the `SingleThreadModel` interface, if the service method (or methods such as `doGet` or `doPost` which are dispatched to the service method of the `HttpServlet` abstract class) has been defined with the `synchronized` keyword, the servlet container cannot use the instance pool approach, but must serialize requests through it. It is strongly recommended that Developers not synchronize the service method (or methods dispatched to it) in these circumstances because of detrimental effects on performance.

SRV.2.3.3.2 Exceptions During Request Handling

A servlet may throw either a `ServletException` or an `UnavailableException` during the service of a request. A `ServletException` signals that some error occurred during the processing of the request and that the container should take appropriate measures to clean up the request.

An `UnavailableException` signals that the servlet is unable to handle requests either temporarily or permanently.

If a permanent unavailability is indicated by the `UnavailableException`, the servlet container must remove the servlet from service, call its `destroy` method, and release the servlet instance. Any requests refused by the container by that cause must be returned with a `SC_NOT_FOUND` (404) response.

If temporary unavailability is indicated by the `UnavailableException`, the container may choose to not route any requests through the servlet during the time

period of the temporary unavailability. Any requests refused by the container during this period must be returned with a `SC_SERVICE_UNAVAILABLE` (503) response status along with a `Retry-After` header indicating when the unavailability will terminate.

The container may choose to ignore the distinction between a permanent and temporary unavailability and treat all `UnavailableExceptions` as permanent, thereby removing a servlet that throws any `UnavailableException` from service.

SRV.2.3.3.3 Thread Safety

Implementations of the request and response objects are not guaranteed to be thread safe. This means that they should only be used within the scope of the request handling thread.

References to the request and response objects should not be given to objects executing in other threads as the resulting behavior may be nondeterministic. If the thread created by the application uses the container-managed objects, such as the request or response object, those objects must be accessed only within the servlet's service life cycle and such thread itself should have a life cycle within the life cycle of the servlet's service method because accessing those objects after the service method ends may cause nondeterministic problems. Be aware that the request and response objects are not thread safe. If those objects were accessed in the multiple threads, the access should be synchronized or be done through the wrapper to add the thread safety, for instance, synchronizing the call of the methods to access the request attribute, or using a local output stream for the response object within a thread.

SRV.2.3.4 End of Service

The servlet container is not required to keep a servlet loaded for any particular period of time. A servlet instance may be kept active in a servlet container for a period of milliseconds, for the lifetime of the servlet container (which could be a number of days, months, or years), or any amount of time in between.

When the servlet container determines that a servlet should be removed from service, it calls the `destroy` method of the `Servlet` interface to allow the servlet to release any resources it is using and save any persistent state. For example, the container may do this when it wants to conserve memory resources, or when it is being shut down.

Before the servlet container calls the `destroy` method, it must allow any threads that are currently running in the service method of the servlet to complete execution, or exceed a server-defined time limit.

Once the `destroy` method is called on a servlet instance, the container may not route other requests to that instance of the servlet. If the container needs to enable the servlet again, it must do so with a new instance of the servlet's class.

After the `destroy` method completes, the servlet container must release the servlet instance so that it is eligible for garbage collection.

The Request

The request object encapsulates all information from the client request. In the HTTP protocol, this information is transmitted from the client to the server in the HTTP headers and the message body of the request.

SRV.3.1 HTTP Protocol Parameters

Request parameters for the servlet are the strings sent by the client to a servlet container as part of its request. When the request is an `HttpServletRequest` object, and conditions set out in “When Parameters Are Available” on page 26 are met, the container populates the parameters from the URI query string and POST-ed data.

The parameters are stored as a set of name-value pairs. Multiple parameter values can exist for any given parameter name. The following methods of the `ServletRequest` interface are available to access parameters:

- `getParameter`
- `getParameterNames`
- `getParameterValues`
- `getParameterMap`

The `getParameterValues` method returns an array of `String` objects containing all the parameter values associated with a parameter name. The value returned from the `getParameter` method must be the first value in the array of `String` objects returned by `getParameterValues`. The `getParameterMap` method returns a `java.util.Map` of the parameter of the request, which contains names as keys and parameter values as map values.

Data from the query string and the post body are aggregated into the request parameter set. Query string data is presented before post body data. For example,

if a request is made with a query string of `a=hello` and a post body of `a=goodbye&a=world`, the resulting parameter set would be ordered `a=(hello, goodbye, world)`.

Path parameters that are part of a GET request (as defined by HTTP 1.1) are not exposed by these APIs. They must be parsed from the `String` values returned by the `getRequestURI` method or the `getPathInfo` method.

SRV.3.1.1 When Parameters Are Available

The following are the conditions that must be met before post form data will be populated to the parameter set:

1. The request is an HTTP or HTTPS request.
2. The HTTP method is POST.
3. The content type is `application/x-www-form-urlencoded`.
4. The servlet has made an initial call of any of the `getParameter` family of methods on the request object.

If the conditions are not met and the post form data is not included in the parameter set, the post data must still be available to the servlet via the request object's input stream. If the conditions are met, post form data will no longer be available for reading directly from the request object's input stream.

SRV.3.2 Attributes

Attributes are objects associated with a request. Attributes may be set by the container to express information that otherwise could not be expressed via the API, or may be set by a servlet to communicate information to another servlet (via the `RequestDispatcher`). Attributes are accessed with the following methods of the `ServletRequest` interface:

- `getAttribute`
- `getAttributeNames`
- `setAttribute`

Only one attribute value may be associated with an attribute name.

Attribute names beginning with the prefixes of “java.” and “javax.” are reserved for definition by this specification. Similarly, attribute names beginning with the prefixes of “sun.”, and “com.sun.” are reserved for definition by Sun Microsystems. It is suggested that all attributes placed in the attribute set be named in accordance with the reverse domain name convention suggested by the Java Programming Language Specification¹ for package naming.

SRV.3.3 Headers

A servlet can access the headers of an HTTP request through the following methods of the `HttpServletRequest` interface:

- `getHeader`
- `getHeaders`
- `getHeaderNames`

The `getHeader` method returns a header given the name of the header. There can be multiple headers with the same name, e.g. `Cache-Control` headers, in an HTTP request. If there are multiple headers with the same name, the `getHeader` method returns the first header in the request. The `getHeaders` method allows access to all the header values associated with a particular header name, returning an `Enumeration` of `String` objects.

Headers may contain `String` representations of `int` or `Date` data. The following convenience methods of the `HttpServletRequest` interface provide access to header data in a one of these formats:

- `getIntHeader`
- `getDateHeader`

If the `getIntHeader` method cannot translate the header value to an `int`, a `NumberFormatException` is thrown. If the `getDateHeader` method cannot translate the header to a `Date` object, an `IllegalArgumentException` is thrown.

¹The Java Programming Language Specification is available at <http://java.sun.com/docs/books/jls>

SRV.3.4 Request Path Elements

The request path that leads to a servlet servicing a request is composed of many important sections. The following elements are obtained from the request URI path and exposed via the request object:

- **Context Path:** The path prefix associated with the `ServletContext` that this servlet is a part of. If this context is the “default” context rooted at the base of the Web server’s URL name space, this path will be an empty string. Otherwise, if the context is not rooted at the root of the server’s name space, the path starts with a `’/’` character but does not end with a `’/’` character.
- **Servlet Path:** The path section that directly corresponds to the mapping which activated this request. This path starts with a `’/’` character except in the case where the request is matched with the `’/*’` pattern, in which case it is an empty string.
- **PathInfo:** The part of the request path that is not part of the Context Path or the Servlet Path. It is either null if there is no extra path, or is a string with a leading `’/’`.

The following methods exist in the `HttpServletRequest` interface to access this information:

- `getContextPath`
- `getServletPath`
- `getPathInfo`

It is important to note that, except for URL encoding differences between the request URI and the path parts, the following equation is always true:

$$\text{requestURI} = \text{contextPath} + \text{servletPath} + \text{pathInfo}$$

To give a few examples to clarify the above points, consider the following:

Table 1: Example Context Set Up

Context Path	/catalog
Servlet Mapping	Pattern: /lawn/* Servlet: LawnServlet
Servlet Mapping	Pattern: /garden/* Servlet: GardenServlet

Table 1: Example Context Set Up

Servlet Mapping	Pattern: *.jsp Servlet: JSPServlet
-----------------	---------------------------------------

The following behavior is observed:

Table 2: Observed Path Element Behavior

Request Path	Path Elements
/catalog/lawn/index.html	ContextPath: /catalog ServletPath: /lawn PathInfo: /index.html
/catalog/garden/implements/	ContextPath: /catalog ServletPath: /garden PathInfo: /implements/
/catalog/help/feedback.jsp	ContextPath: /catalog ServletPath: /help/feedback.jsp PathInfo: null

SRV.3.5 Path Translation Methods

There are two convenience methods in the API which allow the Developer to obtain the file system path equivalent to a particular path. These methods are:

- `ServletContext.getRealPath`
- `HttpServletRequest.getPathTranslated`

The `getRealPath` method takes a `String` argument and returns a `String` representation of a file on the local file system to which a path corresponds. The `getPathTranslated` method computes the real path of the `pathInfo` of the request.

In situations where the servlet container cannot determine a valid file path for these methods, such as when the Web application is executed from an archive, on a remote file system not accessible locally, or in a database, these methods must return `null`.

SRV.3.6 Cookies

The `HttpServletRequest` interface provides the `getCookies` method to obtain an array of cookies that are present in the request. These cookies are data sent from the

client to the server on every request that the client makes. Typically, the only information that the client sends back as part of a cookie is the cookie name and the cookie value. Other cookie attributes that can be set when the cookie is sent to the browser, such as comments, are not typically returned.

SRV.3.7 SSL Attributes

If a request has been transmitted over a secure protocol, such as HTTPS, this information must be exposed via the `isSecure` method of the `ServletRequest` interface. The Web container must expose the following attributes to the servlet programmer:

Table 3: Protocol Attributes

Attribute	Attribute Name	Java Type
cipher suite	<code>javax.servlet.request.cipher_suite</code>	String
bit size of the algorithm	<code>javax.servlet.request.key_size</code>	Integer

If there is an SSL certificate associated with the request, it must be exposed by the servlet container to the servlet programmer as an array of objects of type `java.security.cert.X509Certificate` and accessible via a `ServletRequest` attribute of `javax.servlet.request.X509Certificate`.

The order of this array is defined as being in ascending order of trust. The first certificate in the chain is the one set by the client, the next is the one used to authenticate the first, and so on.

SRV.3.8 Internationalization

Clients may optionally indicate to a Web server what language they would prefer the response be given in. This information can be communicated from the client using the `Accept-Language` header along with other mechanisms described in the HTTP/1.1 specification. The following methods are provided in the `ServletRequest` interface to determine the preferred locale of the sender:

- `getLocale`
- `getLocales`

The `getLocale` method will return the preferred locale for which the client wants to accept content. See section 14.4 of RFC 2616 (HTTP/1.1) for more information about how the `Accept-Language` header must be interpreted to determine the preferred language of the client.

The `getLocales` method will return an Enumeration of `Locale` objects indicating, in decreasing order starting with the preferred locale, the locales that are acceptable to the client.

If no preferred locale is specified by the client, the locale returned by the `getLocale` method must be the default locale for the servlet container and the `getLocales` method must contain an enumeration of a single `Locale` element of the default locale.

SRV.3.9 Request data encoding

Currently, many browsers do not send a `char` encoding qualifier with the `Content-Type` header, leaving open the determination of the character encoding for reading HTTP requests. The default encoding of a request the container uses to create the request reader and parse POST data must be “ISO-8859-1” if none has been specified by the client request. However, in order to indicate to the developer in this case the failure of the client to send a character encoding, the container returns null from the `getCharacterEncoding` method.

If the client hasn't set character encoding and the request data is encoded with a different encoding than the default as described above, breakage can occur. To remedy this situation, a new method `setCharacterEncoding(String enc)` has been added to the `ServletRequest` interface. Developers can override the character encoding supplied by the container by calling this method. It must be called prior to parsing any post data or reading any input from the request. Calling this method once data has been read will not affect the encoding.

SRV.3.10 Lifetime of the Request Object

Each request object is valid only within the scope of a servlet's `service` method, or within the scope of a filter's `doFilter` method. Containers commonly recycle request objects in order to avoid the performance overhead of request object creation. The developer must be aware that maintaining references to request objects

outside the scope described above is not recommended as it may have indeterminate results.

CHAPTER SRV.4

Servlet Context

SRV.4.1 Introduction to the ServletContext Interface

The `ServletContext` interface defines a servlet's view of the Web application within which the servlet is running. The Container Provider is responsible for providing an implementation of the `ServletContext` interface in the servlet container. Using the `ServletContext` object, a servlet can log events, obtain URL references to resources, and set and store attributes that other servlets in the context can access.

A `ServletContext` is rooted at a known path within a Web server. For example, a servlet context could be located at `http://www.mycorp.com/catalog`. All requests that begin with the `/catalog` request path, known as the *context path*, are routed to the Web application associated with the `ServletContext`.

SRV.4.2 Scope of a ServletContext Interface

There is one instance object of the `ServletContext` interface associated with each Web application deployed into a container. In cases where the container is distributed over many virtual machines, a Web application will have an instance of the `ServletContext` for each JVM.

Servlets in a container that were not deployed as part of a Web application are implicitly part of a “default” Web application and have a default `ServletContext`. In a distributed container, the default `ServletContext` is non-distributable and must only exist in one JVM.

SRV.4.3 Initialization Parameters

The following methods of the `ServletContext` interface allow the servlet access to context initialization parameters associated with a Web application as specified by the Application Developer in the deployment descriptor:

- `getInitParameter`
- `getInitParameterNames`

Initialization parameters are used by an Application Developer to convey setup information. Typical examples are a Webmaster's e-mail address, or the name of a system that holds critical data.

SRV.4.4 Context Attributes

A servlet can bind an object attribute into the context by name. Any attribute bound into a context is available to any other servlet that is part of the same Web application. The following methods of `ServletContext` interface allow access to this functionality:

- `setAttribute`
- `getAttribute`
- `getAttributeNames`
- `removeAttribute`

SRV.4.4.1 Context Attributes in a Distributed Container

Context attributes are local to the JVM in which they were created. This prevents `ServletContext` attributes from being a shared memory store in a distributed container. When information needs to be shared between servlets running in a distributed environment, the information should be placed into a session (See Chapter SRV.7, "Sessions"), stored in a database, or set in an Enterprise JavaBeans™ component.

SRV.4.5 Resources

The `ServletContext` interface provides direct access only to the hierarchy of static content documents that are part of the Web application, including HTML, GIF, and JPEG files, via the following methods of the `ServletContext` interface:

- `getResource`
- `getResourceAsStream`

The `getResource` and `getResourceAsStream` methods take a `String` with a leading “/” as an argument that gives the path of the resource relative to the root of the context. This hierarchy of documents may exist in the server’s file system, in a Web application archive file, on a remote server, or at some other location.

These methods are not used to obtain dynamic content. For example, in a container supporting the JavaServer Pages™ specification¹, a method call of the form `getResource("/index.jsp")` would return the JSP source code and not the processed output. See Chapter SRV.8, “Dispatching Requests” for more information about accessing dynamic content.

The full listing of the resources in the Web application can be accessed using the `getResourcePaths(String path)` method. The full details on the semantics of this method may be found in the API documentation in this specification.

SRV.4.6 Multiple Hosts and Servlet Contexts

Web servers may support multiple logical hosts sharing one IP address on a server. This capability is sometimes referred to as "virtual hosting". In this case, each logical host must have its own servlet context or set of servlet contexts. Servlet contexts can not be shared across virtual hosts.

SRV.4.7 Reloading Considerations

Although a Container Provider implementation of a class reloading scheme for ease of development is not required, any such implementation must ensure that all servlets, and classes that they may use², are loaded in the scope of a single class loader. This requirement is needed to guarantee that the application will behave as

¹. The JavaServer Pages™ specification can be found at <http://java.sun.com/products/jsp>

expected by the Developer. As a development aid, the full semantics of notification to session binding listeners should be supported by containers for use in the monitoring of session termination upon class reloading.

Previous generations of containers created new class loaders to load a servlet, distinct from class loaders used to load other servlets or classes used in the servlet context. This could cause object references within a servlet context to point at unexpected classes or objects, and cause unexpected behavior. The requirement is needed to prevent problems caused by demand generation of new class loaders.

SRV.4.7.1 Temporary Working Directories

A temporary storage directory is required for each servlet context. Servlet containers must provide a private temporary directory for each servlet context, and make it available via the `javax.servlet.context.tempdir` context attribute. The objects associated with the attribute must be of type `java.io.File`.

The requirement recognizes a common convenience provided in many servlet engine implementations. The container is not required to maintain the contents of the temporary directory when the servlet container restarts, but is required to ensure that the contents of the temporary directory of one servlet context is not visible to the servlet contexts of other Web applications running on the servlet container.

² An exception is system classes that the servlet may use in a different class loader.

CHAPTER SRV.5

The Response

The response object encapsulates all information to be returned from the server to the client. In the HTTP protocol, this information is transmitted from the server to the client either by HTTP headers or the message body of the request.

SRV.5.1 Buffering

A servlet container is allowed, but not required, to buffer output going to the client for efficiency purposes. Typically servers that do buffering make it the default, but allow servlets to specify buffering parameters.

The following methods in the `ServletResponse` interface allow a servlet to access and set buffering information:

- `getBufferSize`
- `setBufferSize`
- `isCommitted`
- `reset`
- `resetBuffer`
- `flushBuffer`

These methods are provided on the `ServletResponse` interface to allow buffering operations to be performed whether the servlet is using a `ServletOutputStream` or a `Writer`.

The `getBufferSize` method returns the size of the underlying buffer being used. If no buffering is being used, this method must return the `int` value of 0 (zero).

The servlet can request a preferred buffer size by using the `setBufferSize` method. The buffer assigned is not required to be the size requested by the servlet, but must be at least as large as the size requested. This allows the container to reuse a set of fixed size buffers, providing a larger buffer than requested if appropriate. The method must be called before any content is written using a `ServletOutputStream` or `Writer`. If any content has been written or the response object has been committed, this method must throw an `IllegalStateException`.

The `isCommitted` method returns a boolean value indicating whether any response bytes have been returned to the client. The `flushBuffer` method forces content in the buffer to be written to the client.

The `reset` method clears data in the buffer when the response is not committed. Headers and status codes set by the servlet prior to the reset call must be cleared as well. The `resetBuffer` method clears content in the buffer if the response is not committed without clearing the headers and status code.

If the response is committed and the `reset` or `resetBuffer` method is called, an `IllegalStateException` must be thrown. The response and its associated buffer will be unchanged.

When using a buffer, the container must immediately flush the contents of a filled buffer to the client. If this is the first data that is sent to the client, the response is considered to be committed.

SRV.5.2 Headers

A servlet can set headers of an HTTP response via the following methods of the `HttpServletResponse` interface:

- `setHeader`
- `addHeader`

The `setHeader` method sets a header with a given name and value. A previous header is replaced by the new header. Where a set of header values exist for the name, the values are cleared and replaced with the new value.

The `addHeader` method adds a header value to the set with a given name. If there are no headers already associated with the name, a new set is created.

Headers may contain data that represents an `int` or a `Date` object. The following convenience methods of the `HttpServletResponse` interface allow a servlet to set a header using the correct formatting for the appropriate data type:

- `setIntHeader`
- `setDateHeader`
- `addIntHeader`
- `addDateHeader`

To be successfully transmitted back to the client, headers must be set before the response is committed. Headers set after the response is committed will be ignored by the servlet container.

Servlet programmers are responsible for ensuring that the `Content-Type` header is appropriately set in the response object for the content the servlet is generating. The HTTP 1.1 specification does not require that this header be set in an HTTP response. Servlet containers must not set a default content type when the servlet programmer does not set the type.

It is recommended that containers use the `X-Powered-By` HTTP header to publish its implementation information. The field value should consist of one or more implementation types, such as `"Servlet/2.4"`. Optionally, the supplementary information of the container and the underlying Java platform can be added after the implementation type within parentheses. The container should be configurable to suppress this header.

Here's the examples of this header.

```
X-Powered-By: Servlet/2.4
```

```
X-Powered-By: Servlet/2.4 JSP/2.0 (Tomcat/5.0 JRE/1.4.1)
```

SRV.5.3 Convenience Methods

The following convenience methods exist in the `HttpServletResponse` interface:

- `sendRedirect`
- `sendError`

The `sendRedirect` method will set the appropriate headers and content body to redirect the client to a different URL. It is legal to call this method with a relative URL path, however the underlying container must translate the relative path to a fully qualified URL for transmission back to the client. If a partial URL is given and, for whatever reason, cannot be converted into a valid URL, then this method must throw an `IllegalArgumentException`.

The `sendError` method will set the appropriate headers and content body for an error message to return to the client. An optional `String` argument can be

provided to the `sendError` method which can be used in the content body of the error.

These methods will have the side effect of committing the response, if it has not already been committed, and terminating it. No further output to the client should be made by the servlet after these methods are called. If data is written to the response after these methods are called, the data is ignored.

If data has been written to the response buffer, but not returned to the client (i.e. the response is not committed), the data in the response buffer must be cleared and replaced with the data set by these methods. If the response is committed, these methods must throw an `IllegalStateException`.

SRV.5.4 Internationalization

Servlets should set the locale and the character encoding of a response. The locale is set using the `ServletResponse.setLocale` method. The method can be called repeatedly; but calls made after the response is committed have no effect. If the servlet does not set the locale before the page is committed, the container's default locale is used to determine the response's locale, but no specification is made for the communication with a client, such as `Content-Language` header in the case of HTTP.

```
<locale-encoding-mapping-list>
  <locale-encoding-mapping>
    <locale>ja</locale>
    <encoding>Shift_JIS</encoding>
  </locale-encoding-mapping>
</locale-encoding-mapping-list>
```

If the element does not exist or does not provide a mapping, `setLocale` uses a container dependent mapping. The `setCharacterEncoding`, `setContentType`, and `setLocale` methods can be called repeatedly to change the character encoding. Calls made after the servlet response's `getWriter` method has been called or after the response is committed have no effect on the character encoding. Calls to `setContentType` set the character encoding only if the given content type string provides a value for the `charset` attribute. Calls to `setLocale` set the character encoding only if neither `setCharacterEncoding` nor `setContentType` has set the character encoding before.

If the servlet does not specify a character encoding before the `getWriter` method of the `ServletResponse` interface is called or the response is committed, the default ISO-8859-1 is used.

Containers must communicate the locale and the character encoding used for the servlet response's writer to the client if the protocol in use provides a way for doing so. In the case of HTTP, the locale is communicated via the `Content-Language` header, the character encoding as part of the `Content-Type` header for text media types. Note that the character encoding cannot be communicated via HTTP headers if the servlet does not specify a content type; however, it is still used to encode text written via the servlet response's writer.

SRV.5.5 Closure of Response Object

When a response is closed, the container must immediately flush all remaining content in the response buffer to the client. The following events indicate that the servlet has satisfied the request and that the response object is to be closed:

- The termination of the `service` method of the servlet.
- The amount of content specified in the `setContentLength` method of the response has been greater than zero and has been written to the response.
- The `sendError` method is called.
- The `sendRedirect` method is called.

SRV.5.6 Lifetime of the Response Object

Each response object is valid only within the scope of a servlet's `service` method, or within the scope of a filter's `doFilter` method. Containers commonly recycle response objects in order to avoid the performance overhead of response object creation. The developer must be aware that maintaining references to response objects outside the scope described above may lead to non-deterministic behavior.

Filtering

Filters are Java components that allow on the fly transformations of payload and header information in both the request into a resource and the response from a resource

This chapter describes the Java Servlet v.2.5 API classes and methods that provide a lightweight framework for filtering active and static content. It describes how filters are configured in a Web application, and conventions and semantics for their implementation.

API documentation for servlet filters is provided in Chapter SRV.15, “javax.servlet”. The configuration syntax for filters is given by the deployment descriptor schema in Chapter SRV.13, “Deployment Descriptor”. The reader should use these sources as references when reading this chapter.

SRV.6.1 What is a filter?

A filter is a reusable piece of code that can transform the content of HTTP requests, responses, and header information. Filters do not generally create a response or respond to a request as servlets do, rather they modify or adapt the requests for a resource, and modify or adapt responses from a resource.

Filters can act on dynamic or static content. For the purposes of this chapter, dynamic and static content are referred to as Web resources.

Among the types of functionality available to the developer needing to use filters are the following:

- The accessing of a resource before a request to it is invoked.
- The processing of the request for a resource before it is invoked.

- The modification of request headers and data by wrapping the request in customized versions of the request object.
- The modification of response headers and response data by providing customized versions of the response object.
- The interception of an invocation of a resource after its call.
- Actions on a servlet, on groups of servlets, or static content by zero, one, or more filters in a specifiable order.

SRV.6.1.1 Examples of Filtering Components

- Authentication filters
- Logging and auditing filters
- Image conversion filters
- Data compression filters
- Encryption filters
- Tokenizing filters
- Filters that trigger resource access events
- XSL/T filters that transform XML content
- MIME-type chain filters
- Caching filters

SRV.6.2 Main Concepts

The main concepts of this filtering model are described in this section.

The application developer creates a filter by implementing the `javax.servlet.Filter` interface and providing a public constructor taking no arguments. The class is packaged in the Web Archive along with the static content and servlets that make up the Web application. A filter is declared using the `<filter>` element in the deployment descriptor. A filter or collection of filters can be configured for invocation by defining `<filter-mapping>` elements in the deployment descriptor. This is done by mapping filters to a particular servlet by the servlet's logical name, or mapping to a group of servlets and static content resources by mapping a filter to a URL pattern.

SRV.6.2.1 Filter Lifecycle

After deployment of the Web application, and before a request causes the container to access a Web resource, the container must locate the list of filters that must be applied to the Web resource as described below. The container must ensure that it has instantiated a filter of the appropriate class for each filter in the list, and called its `init(FilterConfig config)` method. The filter may throw an exception to indicate that it cannot function properly. If the exception is of type `UnavailableException`, the container may examine the `isPermanent` attribute of the exception and may choose to retry the filter at some later time.

Only one instance per `<filter>` declaration in the deployment descriptor is instantiated per JVM of the container. The container provides the `filterConfig` as declared in the filter's deployment descriptor, the reference to the `ServletContext` for the Web application, and the set of initialization parameters.

When the container receives an incoming request, it takes the first filter instance in the list and calls its `doFilter` method, passing in the `ServletRequest` and `ServletResponse`, and a reference to the `FilterChain` object it will use.

The `doFilter` method of a filter will typically be implemented following this or some subset of the following pattern:

Step 1: The method examines the request's headers.

Step 2: The method may wrap the request object with a customized implementation of `ServletRequest` or `HttpServletRequest` in order to modify request headers or data.

Step 3: The method may wrap the response object passed in to its `doFilter` method with a customized implementation of `ServletResponse` or `HttpServletResponse` to modify response headers or data.

Step 4: The filter may invoke the next entity in the filter chain. The next entity may be another filter, or if the filter making the invocation is the last filter configured in the deployment descriptor for this chain, the next entity is the target Web resource. The invocation of the next entity is effected by calling the `doFilter` method on the `FilterChain` object, and passing in the request and response with which it was called or passing in wrapped versions it may have created.

The filter chain's implementation of the `doFilter` method, provided by the container, must locate the next entity in the filter chain and invoke its `doFilter` method, passing in the appropriate request and response objects.

Alternatively, the filter chain can block the request by not making the call to invoke the next entity, leaving the filter responsible for filling out the response

object.

Step 5: After invocation of the next filter in the chain, the filter may examine response headers.

Step 6: Alternatively, the filter may have thrown an exception to indicate an error in processing. If the filter throws an `UnavailableException` during its `doFilter` processing, the container must not attempt continued processing down the filter chain. It may choose to retry the whole chain at a later time if the exception is not marked permanent.

Step 7: When the last filter in the chain has been invoked, the next entity accessed is the target servlet or resource at the end of the chain.

Step 8: Before a filter instance can be removed from service by the container, the container must first call the `destroy` method on the filter to enable the filter to release any resources and perform other cleanup operations.

SRV.6.2.2 Wrapping Requests and Responses

Central to the notion of filtering is the concept of wrapping a request or response in order that it can override behavior to perform a filtering task. In this model, the developer not only has the ability to override existing methods on the request and response objects, but to provide new API suited to a particular filtering task to a filter or target web resource down the chain. For example, the developer may wish to extend the response object with higher level output objects that the output stream or the writer, such as API that allows DOM objects to be written back to the client.

In order to support this style of filter the container must support the following requirement. When a filter invokes the `doFilter` method on the container's filter chain implementation, the container must ensure that the request and response object that it passes to the next entity in the filter chain, or to the target web resource if the filter was the last in the chain, is the same object that was passed into the `doFilter` method by the calling filter.

The same requirement of wrapper object identity applies to the calls from a servlet or a filter to `RequestDispatcher.forward` or `RequestDispatcher.include`, when the caller wraps the request or response objects. In this case, the request and response objects seen by the called servlet must be the same wrapper objects that were passed in by the calling servlet or filter.

SRV.6.2.3 Filter Environment

A set of initialization parameters can be associated with a filter using the `<init-params>` element in the deployment descriptor. The names and values of these parameters are available to the filter at runtime via the `getInitParameter` and `getInitParameterNames` methods on the filter's `FilterConfig` object. Additionally, the `FilterConfig` affords access to the `ServletContext` of the Web application for the loading of resources, for logging functionality, and for storage of state in the `ServletContext`'s attribute list.

SRV.6.2.4 Configuration of Filters in a Web Application

A filter is defined in the deployment descriptor using the `<filter>` element. In this element, the programmer declares the following:

- `filter-name`: used to map the filter to a servlet or URL
- `filter-class`: used by the container to identify the filter type
- `init-params`: initialization parameters for a filter

Optionally, the programmer can specify icons, a textual description, and a display name for tool manipulation. The container must instantiate exactly one instance of the Java class defining the filter per filter declaration in the deployment descriptor. Hence, two instances of the same filter class will be instantiated by the container if the developer makes two filter declarations for the same filter class.

Here is an example of a filter declaration:

```
<filter>
  <filter-name>Image Filter</filter-name>
  <filter-class>com.acme.ImageServlet</filter-class>
</filter>
```

Once a filter has been declared in the deployment descriptor, the assembler uses the `<filter-mapping>` element to define servlets and static resources in the Web application to which the filter is to be applied. Filters can be associated with a servlet using the `<servlet-name>` element. For example, the following code example maps the Image Filter filter to the ImageServlet servlet:

```

<filter-mapping>
  <filter-name>Image Filter</filter-name>
  <servlet-name>ImageServlet</servlet-name>
</filter-mapping>

```

Filters can be associated with groups of servlets and static content using the `<url-pattern>` style of filter mapping:

```

<filter-mapping>
  <filter-name>Logging Filter</filter-name>
  <url-pattern>/*</url-pattern>
</filter-mapping>

```

Here the Logging Filter is applied to all the servlets and static content pages in the Web application, because every request URI matches the ‘/*’ URL pattern.

When processing a `<filter-mapping>` element using the `<url-pattern>` style, the container must determine whether the `<url-pattern>` matches the request URI using the path mapping rules defined in Chapter SRV.11, “Mapping Requests to Servlets”.

The order the container uses in building the chain of filters to be applied for a particular request URI is as follows:

1. First, the `<url-pattern>` matching filter mappings in the same order that these elements appear in the deployment descriptor.
2. Next, the `<servlet-name>` matching filter mappings in the same order that these elements appear in the deployment descriptor.

If a filter mapping contains both `<servlet-name>` and `<url-pattern>`, the container must expand the filter mapping into multiple filter mappings (one for each `<servlet-name>` and `<url-pattern>`), preserving the order of the `<servlet-name>` and `<url-pattern>` elements. For example, the following filter mapping:

```

<filter-mapping>
  <filter-name>Multiple Mappings Filter</filter-name>
  <url-pattern>/foo/*</url-pattern>
  <servlet-name>Servlet1</servlet-name>
  <servlet-name>Servlet2</servlet-name>
  <url-pattern>/bar/*</url-pattern>
</filter-mapping>

```

is equivalent to:

```
<filter-mapping>
  <filter-name>Multiple Mappings Filter</filter-name>
  <url-pattern>/foo/*</url-pattern>
</filter-mapping>

<filter-mapping>
  <filter-name>Multiple Mappings Filter</filter-name>
  <servlet-name>Servlet1</servlet-name>
</filter-mapping>

<filter-mapping>
  <filter-name>Multiple Mappings Filter</filter-name>
  <servlet-name>Servlet2</servlet-name>
</filter-mapping>

<filter-mapping>
  <filter-name>Multiple Mappings Filter</filter-name>
  <url-pattern>/bar/*</url-pattern>
</filter-mapping>
```

The requirement about the order of the filter chain means that the container, when receiving an incoming request, processes the request as follows:

- Identifies the target Web resource according to the rules of “Specification of Mappings” on page 82.
- If there are filters matched by servlet name and the Web resource has a `<servlet-name>`, the container builds the chain of filters matching in the order declared in the deployment descriptor. The last filter in this chain corresponds to the last `<servlet-name>` matching filter and is the filter that invokes the target Web resource.
- If there are filters using `<url-pattern>` matching and the `<url-pattern>` matches the request URI according to the rules of Section SRV.11.2, “Specification of Mappings”, the container builds the chain of `<url-pattern>` matched filters in the same order as declared in the deployment descriptor. The last filter in this chain is the last `<url-pattern>` matching filter in the deployment descriptor for this request URI. The last filter in this chain is the filter that invokes the first filter in the `<servlet-name>` matching chain, or invokes the target Web resource if there are none.

It is expected that high performance Web containers will cache filter chains so that they do not need to compute them on a per-request basis.

SRV.6.2.5 Filters and the RequestDispatcher

New since version 2.4 of the Java Servlet specification is the ability to configure filters to be invoked under request dispatcher `forward()` and `include()` calls.

By using the new `<dispatcher>` element in the deployment descriptor, the developer can indicate for a filter-mapping whether he would like the filter to be applied to requests when:

1. The request comes directly from the client.

This is indicated by a `<dispatcher>` element with value *REQUEST*, or by the absence of any `<dispatcher>` elements.

2. The request is being processed under a request dispatcher representing the Web component matching the `<url-pattern>` or `<servlet-name>` using a `forward()` call.

This is indicated by a `<dispatcher>` element with value *FORWARD*.

3. The request is being processed under a request dispatcher representing the Web component matching the `<url-pattern>` or `<servlet-name>` using an `include()` call.

This is indicated by a `<dispatcher>` element with value *INCLUDE*.

4. The request is being processed with the error page mechanism specified in “Error Handling” on page 69 to an error resource matching the `<url-pattern>`.

This is indicated by a `<dispatcher>` element with the value *ERROR*.

5. Or any combination of 1, 2, 3, or 4 above.

For example:


```

<filter-mapping>
<filter-name>Logging Filter</filter-name>
<url-pattern>/products/*</url-pattern>
</filter-mapping>

```

would result in the Logging Filter being invoked by client requests starting /products/... but not underneath a request dispatcher call where the request dispatcher has path commencing /products/.... The following code:

```

<filter-mapping>
<filter-name>Logging Filter</filter-name>
<servlet-name>ProductServlet</servlet-name>
<dispatcher>INCLUDE</dispatcher>
</filter-mapping>

```

would result in the Logging Filter not being invoked by client requests to the ProductServlet, nor underneath a request dispatcher forward() call to the ProductServlet, but would be invoked underneath a request dispatcher include() call where the request dispatcher has a name commencing ProductServlet. The following code:

```

<filter-mapping>
<filter-name>Logging Filter</filter-name>
<url-pattern>/products/*</url-pattern>
<dispatcher>FORWARD</dispatcher>
<dispatcher>REQUEST</dispatcher>
</filter-mapping>

```

would result in the Logging Filter being invoked by client requests starting /products/... and underneath a request dispatcher forward() call where the request dispatcher has path commencing /products/....

Finally, the following code uses the special servlet name '*':

```

<filter-mapping>
<filter-name>All Dispatch Filter</filter-name>
<servlet-name>*</servlet-name>
<dispatcher>FORWARD</dispatcher>
</filter-mapping>

```

This code would result in the All Dispatch Filter being invoked on request dispatcher forward() calls for all request dispatchers obtained by name or by path.

CHAPTER SRV.7

Sessions

The Hypertext Transfer Protocol (HTTP) is by design a stateless protocol. To build effective Web applications, it is imperative that requests from a particular client be associated with each other. Many strategies for session tracking have evolved over time, but all are difficult or troublesome for the programmer to use directly.

This specification defines a simple `HttpSession` interface that allows a servlet container to use any of several approaches to track a user's session without involving the Application Developer in the nuances of any one approach.

SRV.7.1 Session Tracking Mechanisms

The following sections describe approaches to tracking a user's sessions

SRV.7.1.1 Cookies

Session tracking through HTTP cookies is the most used session tracking mechanism and is required to be supported by all servlet containers.

The container sends a cookie to the client. The client will then return the cookie on each subsequent request to the server, unambiguously associating the request with a session. The name of the session tracking cookie must be `JSESSIONID`.

SRV.7.1.2 SSL Sessions

Secure Sockets Layer, the encryption technology used in the HTTPS protocol, has a built-in mechanism allowing multiple requests from a client to be unambiguously identified as being part of a session. A servlet container can easily use this data to define a session.

SRV.7.1.3 URL Rewriting

URL rewriting is the lowest common denominator of session tracking. When a client will not accept a cookie, URL rewriting may be used by the server as the basis for session tracking. URL rewriting involves adding data, a session ID, to the URL path that is interpreted by the container to associate the request with a session.

The session ID must be encoded as a path parameter in the URL string. The name of the parameter must be `jsessionid`. Here is an example of a URL containing encoded path information:

```
http://www.myserver.com/catalog/index.html;jsessionid=1234
```

SRV.7.1.4 Session Integrity

Web containers must be able to support the HTTP session while servicing HTTP requests from clients that do not support the use of cookies. To fulfill this requirement, Web containers commonly support the URL rewriting mechanism.

SRV.7.2 Creating a Session

A session is considered “new” when it is only a prospective session and has not been established. Because HTTP is a request-response based protocol, an HTTP session is considered to be new until a client “joins” it. A client joins a session when session tracking information has been returned to the server indicating that a session has been established. Until the client joins a session, it cannot be assumed that the next request from the client will be recognized as part of a session.

The session is considered to be “new” if either of the following is true:

- The client does not yet know about the session
- The client chooses not to join a session.

These conditions define the situation where the servlet container has no mechanism by which to associate a request with a previous request.

A Servlet Developer must design his application to handle a situation where a client has not, can not, or will not join a session.

SRV.7.3 Session Scope

`HttpSession` objects must be scoped at the application (or servlet context) level.

The underlying mechanism, such as the cookie used to establish the session, can be

the same for different contexts, but the object referenced, including the attributes in that object, must never be shared between contexts by the container.

To illustrate this requirement with an example: if a servlet uses the `RequestDispatcher` to call a servlet in another Web application, any sessions created for and visible to the servlet being called must be different from those visible to the calling servlet.

Additionally, sessions of a context must be resumable by requests into that context regardless of whether their associated context was being accessed directly or as the target of a request dispatch at the time the sessions were created.

SRV.7.4 Binding Attributes into a Session

A servlet can bind an object attribute into an `HttpSession` implementation by name. Any object bound into a session is available to any other servlet that belongs to the same `ServletContext` and handles a request identified as being a part of the same session.

Some objects may require notification when they are placed into, or removed from, a session. This information can be obtained by having the object implement the `HttpSessionBindingListener` interface. This interface defines the following methods that will signal an object being bound into, or being unbound from, a session.

- `valueBound`
- `valueUnbound`

The `valueBound` method must be called before the object is made available via the `getAttribute` method of the `HttpSession` interface. The `valueUnbound` method must be called after the object is no longer available via the `getAttribute` method of the `HttpSession` interface.

SRV.7.5 Session Timeouts

In the HTTP protocol, there is no explicit termination signal when a client is no longer active. This means that the only mechanism that can be used to indicate when a client is no longer active is a timeout period.

The default timeout period for sessions is defined by the servlet container and can be obtained via the `getMaxInactiveInterval` method of the `HttpSession` interface. This timeout can be changed by the Developer using the `setMaxInactiveInterval` method of the `HttpSession` interface. The timeout

periods used by these methods are defined in seconds. By definition, if the timeout period for a session is set to -1, the session will never expire. The session invalidation will not take effect until all servlets using that session have exited the service method. Once the session invalidation is initiated, a new request must not be able to see that session.

SRV.7.6 Last Accessed Times

The `getLastAccessedTime` method of the `HttpSession` interface allows a servlet to determine the last time the session was accessed before the current request. The session is considered to be accessed when a request that is part of the session is first handled by the servlet container.

SRV.7.7 Important Session Semantics

SRV.7.7.1 Threading Issues

Multiple servlets executing request threads may have active access to the same session object at the same time. The container must ensure that manipulation of internal data structures representing the session attributes is performed in a thread safe manner. The Developer has the responsibility for thread safe access to the attribute objects themselves. This will protect the attribute collection inside the `HttpSession` object from concurrent access, eliminating the opportunity for an application to cause that collection to become corrupted.

SRV.7.7.2 Distributed Environments

Within an application marked as distributable, all requests that are part of a session must be handled by one JVM at a time. The container must be able to handle all objects placed into instances of the `HttpSession` class using the `setAttribute` or `putValue` methods appropriately. The following restrictions are imposed to meet these conditions:

- The container must accept objects that implement the `Serializable` interface.
- The container may choose to support storage of other designated objects in the `HttpSession`, such as references to Enterprise JavaBeans components and transactions.
- Migration of sessions will be handled by container-specific facilities.

The distributed servlet container must throw an `IllegalArgumentException` for objects where the container cannot support the mechanism necessary for migration of the session storing them.

The distributed servlet container must support the mechanism necessary for migrating objects that implement `Serializable`.

These restrictions mean that the Developer is ensured that there are no additional concurrency issues beyond those encountered in a non-distributed container.

The Container Provider can ensure scalability and quality of service features like load-balancing and failover by having the ability to move a session object, and its contents, from any active node of the distributed system to a different node of the system.

If distributed containers persist or migrate sessions to provide quality of service features, they are not restricted to using the native JVM Serialization mechanism for serializing `HttpSessions` and their attributes. Developers are not guaranteed that containers will call `readObject` and `writeObject` methods on session attributes if they implement them, but are guaranteed that the `Serializable` closure of their attributes will be preserved.

Containers must notify any session attributes implementing the `HttpSessionActivationListener` during migration of a session. They must notify listeners of passivation prior to serialization of a session, and of activation after deserialization of a session.

Application Developers writing distributed applications should be aware that since the container may run in more than one Java virtual machine, the developer cannot depend on static variables for storing an application state. They should store such states using an enterprise bean or a database.

SRV.7.7.3 Client Semantics

Due to the fact that cookies or SSL certificates are typically controlled by the Web browser process and are not associated with any particular window of the browser, requests from all windows of a client application to a servlet container might be part of the same session. For maximum portability, the Developer should always assume that all windows of a client are participating in the same session.

Dispatching Requests

When building a Web application, it is often useful to forward processing of a request to another servlet, or to include the output of another servlet in the response. The `RequestDispatcher` interface provides a mechanism to accomplish this.

SRV.8.1 **Obtaining a RequestDispatcher**

An object implementing the `RequestDispatcher` interface may be obtained from the `ServletContext` via the following methods:

- `getRequestDispatcher`
- `getNamedDispatcher`

The `getRequestDispatcher` method takes a `String` argument describing a path within the scope of the `ServletContext`. This path must be relative to the root of the `ServletContext` and begin with a `'/'`. The method uses the path to look up a servlet, using the servlet path matching rules in Chapter SRV.11, “Mapping Requests to Servlets”, wraps it with a `RequestDispatcher` object, and returns the resulting object. If no servlet can be resolved based on the given path, a `RequestDispatcher` is provided that returns the content for that path.

The `getNamedDispatcher` method takes a `String` argument indicating the name of a servlet known to the `ServletContext`. If a servlet is found, it is wrapped with a `RequestDispatcher` object and the object is returned. If no servlet is associated with the given name, the method must return `null`.

To allow `RequestDispatcher` objects to be obtained using relative paths that are relative to the path of the current request (not relative to the root of the `ServletContext`), the `getRequestDispatcher` method is provided in the `ServletRequest` interface.

The behavior of this method is similar to the method of the same name in the `ServletContext`. The servlet container uses information in the request object to transform the given relative path against the current servlet to a complete path. For example, in a context rooted at `'/'` and a request to `/garden/tools.html`, a request dispatcher obtained via `ServletRequest.getRequestDispatcher("header.html")` will behave exactly like a call to `ServletContext.getRequestDispatcher("/garden/header.html")`.

SRV.8.1.1 Query Strings in Request Dispatcher Paths

The `ServletContext` and `ServletRequest` methods that create `RequestDispatcher` objects using path information allow the optional attachment of query string information to the path. For example, a Developer may obtain a `RequestDispatcher` by using the following code:

```
String path = "/raisins.jsp?orderno=5";
RequestDispatcher rd = context.getRequestDispatcher(path);
rd.include(request, response);
```

Parameters specified in the query string used to create the `RequestDispatcher` take precedence over other parameters of the same name passed to the included servlet. The parameters associated with a `RequestDispatcher` are scoped to apply only for the duration of the `include` or `forward` call.

SRV.8.2 Using a Request Dispatcher

To use a request dispatcher, a servlet calls either the `include` method or `forward` method of the `RequestDispatcher` interface. The parameters to these methods can be either the `request` and `response` arguments that were passed in via the `service` method of the `javax.servlet` interface, or instances of subclasses of the request and response wrapper classes that were introduced for version 2.3 of the specification. In the latter case, the wrapper instances must wrap the request or response objects that the container passed into the `service` method.

The Container Provider should ensure that the dispatch of the request to a target servlet occurs in the same thread of the same JVM as the original request.

SRV.8.3 The Include Method

The `include` method of the `RequestDispatcher` interface may be called at any time. The target servlet of the `include` method has access to all aspects of the request object, but its use of the response object is more limited.

It can only write information to the `ServletOutputStream` or `Writer` of the response object and commit a response by writing content past the end of the response buffer, or by explicitly calling the `flushBuffer` method of the `ServletResponse` interface. It cannot set headers or call any method that affects the headers of the response, with the exception of the `HttpServletRequest.getSession()` and `HttpServletRequest.getSession(boolean)` methods. Any attempt to set the headers must be ignored, and any call to `HttpServletRequest.getSession()` or `HttpServletRequest.getSession(boolean)` that would require adding a `Cookie` response header must throw an `IllegalStateException` if the response has been committed.

SRV.8.3.1 Included Request Parameters

Except for servlets obtained by using the `getNamedDispatcher` method, a servlet that has been invoked by another servlet using the `include` method of `RequestDispatcher` has access to the path by which it was invoked.

The following request attributes must be set:

```
javax.servlet.include.request_uri  
javax.servlet.include.context_path  
javax.servlet.include.servlet_path  
javax.servlet.include.path_info  
javax.servlet.include.query_string
```

These attributes are accessible from the included servlet via the `getAttribute` method on the request object and their values must be equal to the request URI, context path, servlet path, path info, and query string of the included servlet, respectively. If the request is subsequently included, these attributes are replaced for that include.

If the included servlet was obtained by using the `getNamedDispatcher` method, these attributes must not be set.

SRV.8.4 The Forward Method

The `forward` method of the `RequestDispatcher` interface may be called by the calling servlet only when no output has been committed to the client. If output data exists in the response buffer that has not been committed, the content must be cleared before the target servlet's `service` method is called. If the response has been committed, an `IllegalStateException` must be thrown.

The path elements of the request object exposed to the target servlet must reflect the path used to obtain the `RequestDispatcher`.

The only exception to this is if the `RequestDispatcher` was obtained via the `getNamedDispatcher` method. In this case, the path elements of the request object must reflect those of the original request.

Before the `forward` method of the `RequestDispatcher` interface returns without exception, the response content must be sent and committed, and closed by the servlet container. If an error occurs in the target of the `RequestDispatcher.forward()` the exception may be propagated back through all the calling filters and servlets and eventually back to the container.

SRV.8.4.1 Query String

The request dispatching mechanism is responsible for aggregating query string parameters when forwarding or including requests.

SRV.8.4.2 Forwarded Request Parameters

Except for servlets obtained by using the `getNamedDispatcher` method, a servlet that has been invoked by another servlet using the `forward` method of `RequestDispatcher` has access to the path of the original request.

The following request attributes must be set:

```
javax.servlet.forward.request_uri  
javax.servlet.forward.context_path  
javax.servlet.forward.servlet_path  
javax.servlet.forward.path_info  
javax.servlet.forward.query_string
```

The values of these attributes must be equal to the return values of the `HttpServletRequest` methods `getRequestURI`, `getContextPath`, `getServletPath`, `getPathInfo`, `getQueryString` respectively, invoked on the request object passed to the first servlet object in the call chain that received the request from the client.

These attributes are accessible from the forwarded servlet via the `getAttribute` method on the request object. Note that these attributes must always reflect the information in the original request even under the situation that multiple forwards and subsequent includes are called.

If the forwarded servlet was obtained by using the `getNamedDispatcher` method, these attributes must not be set.

SRV.8.5 Error Handling

If the servlet that is the target of a request dispatcher throws a runtime exception or a checked exception of type `ServletException` or `IOException`, it should be propagated to the calling servlet. All other exceptions should be wrapped as `ServletExceptions` and the root cause of the exception set to the original exception, as it should not be propagated.

CHAPTER SRV.9

Web Applications

A Web application is a collection of servlets, HTML pages, classes, and other resources that make up a complete application on a Web server. The Web application can be bundled and run on multiple containers from multiple vendors.

SRV.9.1 Web Applications Within Web Servers

A Web application is rooted at a specific path within a Web server. For example, a catalog application could be located at `http://www.mycorp.com/catalog`. All requests that start with this prefix will be routed to the `ServletContext` which represents the catalog application.

A servlet container can establish rules for automatic generation of Web applications. For example a `~user/` mapping could be used to map to a Web application based at `/home/user/public_html/`.

By default, an instance of a Web application must run on one VM at any one time. This behavior can be overridden if the application is marked as “distributable” via its deployment descriptor. An application marked as distributable must obey a more restrictive set of rules than is required of a normal Web application. These rules are set out throughout this specification.

SRV.9.2 Relationship to ServletContext

The servlet container must enforce a one to one correspondence between a Web application and a `ServletContext`. A `ServletContext` object provides a servlet with its view of the application.

SRV.9.3 Elements of a Web Application

A Web application may consist of the following items:

- Servlets
- JSPTM Pages¹
- Utility Classes
- Static documents (HTML, images, sounds, etc.)
- Client side Java applets, beans, and classes
- Descriptive meta information that ties all of the above elements together

SRV.9.4 Deployment Hierarchies

This specification defines a hierarchical structure used for deployment and packaging purposes that can exist in an open file system, in an archive file, or in some other form. It is recommended, but not required, that servlet containers support this structure as a runtime representation.

SRV.9.5 Directory Structure

A Web application exists as a structured hierarchy of directories. The root of this hierarchy serves as the document root for files that are part of the application. For example, for a Web application with the context path `/catalog` in a Web container, the `index.html` file at the base of the Web application hierarchy can be served to satisfy a request from `/catalog/index.html`. The rules for matching URLs to context path are laid out in Chapter SRV.11, “Mapping Requests to Servlets”. Since the context path of an application determines the URL namespace of the contents of the Web application, Web containers must reject Web applications defining a context path that could cause potential conflicts in this URL namespace. This may occur, for example, by attempting to deploy a second Web application with the same context path. Since requests are matched to resources in a case-sensitive manner, this determination of potential conflict must be performed in a case-sensitive manner as well.

¹. See the JavaServer Pages specification available from <http://java.sun.com/products/jsp>.

A special directory exists within the application hierarchy named “WEB-INF”. This directory contains all things related to the application that aren’t in the document root of the application. The WEB-INF node is not part of the public document tree of the application. No file contained in the WEB-INF directory may be served directly to a client by the container. However, the contents of the WEB-INF directory are visible to servlet code using the `getResource` and `getResourceAsStream` method calls on the `ServletContext`, and may be exposed using the `RequestDispatcher` calls. Hence, if the Application Developer needs access, from servlet code, to application specific configuration information that he does not wish to be exposed directly to the Web client, he may place it under this directory. Since requests are matched to resource mappings in a case-sensitive manner, client requests for `‘/WEB-INF/foo’`, `‘/WEB-INF/foo’`, for example, should not result in contents of the Web application located under `/WEB-INF` being returned, nor any form of directory listing thereof.

The contents of the WEB-INF directory are:

- The `/WEB-INF/web.xml` deployment descriptor.
- The `/WEB-INF/classes/` directory for servlet and utility classes. The classes in this directory must be available to the application class loader.
- The `/WEB-INF/lib/*.jar` area for Java ARchive files. These files contain servlets, beans, and other utility classes useful to the Web application. The Web application class loader must be able to load classes from any of these archive files.

The Web application class loader must load classes from the `WEB-INF/classes` directory first, and then from library JARs in the `WEB-INF/lib` directory. Also, any requests from the client to access the resources in `WEB-INF/` directory must be returned with a `SC_NOT_FOUND(404)` response.

SRV.9.5.1 Example of Application Directory Structure

The following is a listing of all the files in a sample Web application:

```
/index.html  
/howto.jsp  
/feedback.jsp  
/images/banner.gif  
/images/jumping.gif  
/WEB-INF/web.xml  
/WEB-INF/lib/jspsbean.jar
```



```
/WEB-INF/classes/com/mycorp/servlets/MyServlet.class  
/WEB-INF/classes/com/mycorp/util/MyUtils.class
```

SRV.9.6 Web Application Archive File

Web applications can be packaged and signed into a Web ARchive format (WAR) file using the standard Java archive tools. For example, an application for issue tracking might be distributed in an archive file called `issuetrack.war`.

When packaged into such a form, a `META-INF` directory will be present which contains information useful to Java archive tools. This directory must not be directly served as content by the container in response to a Web client's request, though its contents are visible to servlet code via the `getResource` and `getResourceAsStream` calls on the `ServletContext`. Also, any requests to access the resources in `META-INF` directory must be returned with a `SC_NOT_FOUND(404)` response.

SRV.9.7 Web Application Deployment Descriptor

The Web application deployment descriptor (see Chapter SRV.13, "Deployment Descriptor") includes the following types of configuration and deployment information:

- `ServletContext` Init Parameters
- Session Configuration
- Servlet/JSP Definitions
- Servlet/JSP Mappings
- MIME Type Mappings
- Welcome File list
- Error Pages
- Security

SRV.9.7.1 Dependencies On Extensions

When a number of applications make use of the same code or resources, they will typically be installed as library files in the container. These files are often common or standard APIs that can be used without sacrificing portability. Files used only by one or a few applications will be made available for access as part of the Web

application. The container must provide a directory for these libraries. The files placed within this directory must be available across all Web applications. The location of this directory is container-specific. The class loader the servlet container uses for loading these library files must be the same for all Web applications within the same JVM. This class loader instance must be somewhere in the chain of parent class loaders of the Web application class loader.

Application developers need to know what extensions are installed on a Web container, and containers need to know what dependencies servlets in a WAR have on such libraries in order to preserve portability.

The application developer depending on such an extension or extensions must provide a META-INF/MANIFEST.MF entry in the WAR file listing all extensions needed by the WAR. The format of the manifest entry should follow standard JAR manifest format. During deployment of the Web application, the Web container must make the correct versions of the extensions available to the application following the rules defined by the *Optional Package Versioning* mechanism (<http://java.sun.com/j2se/1.4/docs/guide/extensions/>).

Web containers must also be able to recognize declared dependencies expressed in the manifest entry of any of the library JARs under the WEB-INF/lib entry in a WAR.

If a Web container is not able to satisfy the dependencies declared in this manner, it should reject the application with an informative error message.

SRV.9.7.2 Web Application Class Loader

The class loader that a container uses to load a servlet in a WAR must allow the developer to load any resources contained in library JARs within the WAR following normal J2SE semantics using `getResource`. As described in the Java EE license agreement, servlet containers that are not part of a Java EE product should not allow the application to override Java SE platform classes, such as those in the `java.*` and `javax.*` namespaces, that Java SE does not allow to be modified. The container should not allow applications to override or access the container's implementation classes. It is recommended also that the application class loader be implemented so that classes and resources packaged within the WAR are loaded in preference to classes and resources residing in container-wide library JARs.

SRV.9.8 Replacing a Web Application

A server should be able to replace an application with a new version without restarting the container. When an application is replaced, the container should provide a robust method for preserving session data within that application.

SRV.9.9 Error Handling

SRV.9.9.1 Request Attributes

A Web application must be able to specify that when errors occur, other resources in the application are used to provide the content body of the error response. The specification of these resources is done in the deployment descriptor.

If the location of the error handler is a servlet or a JSP page:

- The original unwrapped request and response objects created by the container are passed to the servlet or JSP page.
- The request path and attributes are set as if a `RequestDispatcher.forward` to the error resource had been performed.
- The request attributes in Table SRV.9-1 must be set.

Table SRV.9-1 Request Attributes and their types

Request Attributes	Type
<code>javax.servlet.error.status_code</code>	<code>java.lang.Integer</code>
<code>javax.servlet.error.exception_type</code>	<code>java.lang.Class</code>
<code>javax.servlet.error.message</code>	<code>java.lang.String</code>
<code>javax.servlet.error.exception</code>	<code>java.lang.Throwable</code>
<code>javax.servlet.error.request_uri</code>	<code>java.lang.String</code>
<code>javax.servlet.error.servlet_name</code>	<code>java.lang.String</code>

These attributes allow the servlet to generate specialized content depending on the status code, the exception type, the error message, the exception object propagated, and the URI of the request processed by the servlet in which the error occurred (as determined by the `getRequestURI` call), and the logical name of the servlet in which the error occurred.

With the introduction of the exception object to the attributes list for version 2.3 of this specification, the exception type and error message attributes are redundant. They are retained for backwards compatibility with earlier versions of the API.

SRV.9.9.2 Error Pages

To allow developers to customize the appearance of content returned to a Web client when a servlet generates an error, the deployment descriptor defines a list of error page descriptions. The syntax allows the configuration of resources to be returned by the container either when a servlet or filter calls `sendError` on the response for specific status codes, or if the servlet generates an exception or error that propagates to the container.

If the `sendError` method is called on the response, the container consults the list of error page declarations for the Web application that use the status-code syntax and attempts a match. If there is a match, the container returns the resource as indicated by the location entry.

A servlet or filter may throw the following exceptions during processing of a request:

- runtime exceptions or errors
- `ServletExceptions` or subclasses thereof
- `IOExceptions` or subclasses thereof

The Web application may have declared error pages using the `exception-type` element. In this case the container matches the exception type by comparing the exception thrown with the list of error-page definitions that use the `exception-type` element. A match results in the container returning the resource indicated in the location entry. The closest match in the class hierarchy wins.

If no error-page declaration containing an `exception-type` fits using the class-hierarchy match, and the exception thrown is a `ServletException` or subclass thereof, the container extracts the wrapped exception, as defined by the `ServletException.getRootCause` method. A second pass is made over the error page declarations, again attempting the match against the error page declarations, but using the wrapped exception instead.

Error-page declarations using the `exception-type` element in the deployment descriptor must be unique up to the class name of the exception-type. Similarly, error-page declarations using the `status-code` element must be unique in the deployment descriptor up to the status code.

The error page mechanism described does not intervene when errors occur when invoked using the `RequestDispatcher` or `filter.doFilter` method. In this way, a filter or servlet using the `RequestDispatcher` has the opportunity to handle errors generated.

If a servlet generates an error that is not handled by the error page mechanism as described above, the container must ensure to send a response with status 500.

The default servlet and container will use the `sendError` method to send 4xx and 5xx status responses, so that the error mechanism may be invoked. The default servlet and container will use the `setStatus` method for 2xx and 3xx responses and will not invoke the error page mechanism.

SRV.9.9.3 Error Filters

The error page mechanism operates on the original unwrapped/unfiltered request and response objects created by the container. The mechanism described in Section SRV.6.2.5, “Filters and the RequestDispatcher” may be used to specify filters that are applied before an error response is generated.

SRV.9.10 Welcome Files

Web Application developers can define an ordered list of partial URIs called welcome files in the Web application deployment descriptor. The deployment descriptor syntax for the list is described in the Web application deployment descriptor schema.

The purpose of this mechanism is to allow the deployer to specify an ordered list of partial URIs for the container to use for appending to URIs when there is a request for a URI that corresponds to a directory entry in the WAR not mapped to a Web component. This kind of request is known as a valid partial request.

The use for this facility is made clear by the following common example: A welcome file of `index.html` can be defined so that a request to a URL like `host:port/webapp/directory/`, where `directory` is an entry in the WAR that is not mapped to a servlet or JSP page, is returned to the client as `host:port/webapp/directory/index.html`.

If a Web container receives a valid partial request, the Web container must examine the welcome file list defined in the deployment descriptor. The welcome file list is an ordered list of partial URLs with no trailing or leading `/`. The Web server must append each welcome file in the order specified in the deployment descriptor to the partial request and check whether a static resource or servlet in the WAR is mapped to that request URI. The Web container must send the request

to the first resource in the WAR that matches. The container may send the request to the welcome resource with a forward, a redirect, or a container specific mechanism that is indistinguishable from a direct request.

If no matching welcome file is found in the manner described, the container may handle the request in a manner it finds suitable. For some configurations this may mean returning a directory listing or for others returning a 404 response.

Consider a Web application where:

- The deployment descriptor lists the following welcome files.

```
<welcome-file-list>
  <welcome-file>index.html</welcome-file>
  <welcome-file>default.jsp</welcome-file>
</welcome-file-list>
```

- The static content in the WAR is as follows

```
/foo/index.html
/foo/default.jsp
/foo/orderform.html
/foo/home.gif
/catalog/default.jsp
/catalog/products/shop.jsp
/catalog/products/register.jsp
```

- A request URI of `/foo` will be redirected to a URI of `/foo/`.
- A request URI of `/foo/` will be returned as `/foo/index.html`.
- A request URI of `/catalog` will be redirected to a URI of `/catalog/`.
- A request URI of `/catalog/` will be returned as `/catalog/default.jsp`.
- A request URI of `/catalog/index.html` will cause a 404 not found
- A request URI of `/catalog/products` will be redirected to a URI of `/catalog/products/`.
- A request URI of `/catalog/products/` will be passed to the “default” servlet, if any. If no “default” servlet is mapped, the request may cause a 404 not found, may cause a directory listing including `shop.jsp` and `register.jsp`, or may cause other behavior defined by the container. See Section SRV.11.2, “Specification of Mappings” for the definition of “default” servlet.

SRV.9.11 Web Application Environment

Servlet containers that are not part of a Java EE technology-compliant implementation are encouraged, but not required, to implement the application environment functionality described in Section SRV.14.2.2, “Web Application Environment and the Java EE specification. If they do not implement the facilities required to support this environment, upon deploying an application that relies on them, the container should provide a warning.

SRV.9.12 Web Application Deployment

When a web application is deployed into a container, the following steps must be performed, in this order, before the web application begins processing client requests.

- Instantiate an instance of each event listener identified by a `<listener>` element in the deployment descriptor.
- For instantiated listener instances that implement `ServletContextListener`, call the `contextInitialized()` method.
- Instantiate an instance of each filter identified by a `<filter>` element in the deployment descriptor and call each filter instance’s `init()` method.
- Instantiate an instance of each servlet identified by a `<servlet>` element that includes a `<load-on-startup>` element in the order defined by the `load-on-startup` element values, and call each servlet instance’s `init()` method.

SRV.9.13 Inclusion of a web.xml Deployment Descriptor

A web application is NOT required to contain a `web.xml` if it does NOT contain any Servlet, Filter, or Listener components. In other words an application containing only static files or JSP pages does not require a `web.xml` to be present.

CHAPTER SRV.10

Application Lifecycle Events

SRV.10.1 Introduction

The application events facility gives the Web Application Developer greater control over the lifecycle of the `ServletContext` and `HttpSession` and `ServletRequest`, allows for better code factorization, and increases efficiency in managing the resources that the Web application uses.

SRV.10.2 Event Listeners

Application event listeners are classes that implement one or more of the servlet event listener interfaces. They are instantiated and registered in the Web container at the time of the deployment of the Web application. They are provided by the Developer in the WAR.

Servlet event listeners support event notifications for state changes in the `ServletContext`, `HttpSession` and `ServletRequest` objects. Servlet context listeners are used to manage resources or state held at a JVM level for the application. HTTP session listeners are used to manage state or resources associated with a series of requests made into a Web application from the same client or user. Servlet request listeners are used to manage state across the lifecycle of servlet requests.

There may be multiple listener classes listening to each event type, and the Developer may specify the order in which the container invokes the listener beans for each event type.

SRV.10.2.1 Event Types and Listener Interfaces

Events types and the listener interfaces used to monitor them are shown in Table SRV.10-1:

Table SRV.10-1 Events and Listener Interfaces

Event Type	Description	Listener Interface
Servlet Context Events		
Lifecycle	The servlet context has just been created and is available to service its first request, or the servlet context is about to be shut down.	<code>javax.servlet.ServletContextListener</code>
Changes to attributes	Attributes on the servlet context have been added, removed, or replaced.	<code>javax.servlet.ServletContextAttributeListener</code>
HTTP Session Events		
Lifecycle	An <code>HttpSession</code> has been created, invalidated, or timed out.	<code>javax.servlet.http.HttpSessionListener</code>
Changes to attributes	Attributes have been added, removed, or replaced on an <code>HttpSession</code> .	<code>javax.servlet.http.HttpSessionAttributeListener</code>
Session migration	<code>HttpSession</code> has been activated or passivated.	<code>javax.servlet.http.HttpSessionActivationListener</code>
Object binding	Object has been bound to or unbound from <code>Httpsession</code>	<code>javax.servlet.http.HttpSessionBindingListener</code>
Servlet Request Events		

Table SRV.10-1 Events and Listener Interfaces

Event Type	Description	Listener Interface
Lifecycle	A servlet request has started being processed by Web components.	<code>javax.servlet. ServletRequestListener</code>
Changes to attributes	Attributes have been added, removed, or replaced on a <code>ServletRequest</code> .	<code>javax.servlet. ServletRequestAttributeListener</code>

For details of the API, refer to the API reference in Chapter SRV.15, “`javax.servlet`” and Chapter SRV.16, “`javax.servlet.http`”.

SRV.10.2.2 An Example of Listener Use

To illustrate a use of the event scheme, consider a simple Web application containing a number of servlets that make use of a database. The Developer has provided a servlet context listener class for management of the database connection.

1. When the application starts up, the listener class is notified. The application logs on to the database, and stores the connection in the servlet context.
2. Servlets in the application access the connection as needed during activity in the Web application.
3. When the Web server is shut down, or the application is removed from the Web server, the listener class is notified and the database connection is closed.

SRV.10.3 Listener Class Configuration

SRV.10.3.1 Provision of Listener Classes

The Developer of the Web application provides listener classes implementing one or more of the listener interfaces in the `javax.servlet` API. Each listener class must have a public constructor taking no arguments. The listener classes are packaged into the WAR, either under the `WEB-INF/classes` archive entry, or inside a JAR in the `WEB-INF/lib` directory.

SRV.10.3.2 Deployment Declarations

Listener classes are declared in the Web application deployment descriptor using the `listener` element. They are listed by class name in the order in which they are to be invoked.

SRV.10.3.3 Listener Registration

The Web container creates an instance of each listener class and registers it for event notifications prior to the processing of the first request by the application. The Web container registers the listener instances according to the interfaces they implement and the order in which they appear in the deployment descriptor. During Web application execution, listeners are invoked in the order of their registration.

SRV.10.3.4 Notifications At Shutdown

On application shutdown, listeners are notified in reverse order to their declarations with notifications to session listeners preceding notifications to context listeners. Session listeners must be notified of session invalidations prior to context listeners being notified of application shutdown.

SRV.10.4 Deployment Descriptor Example

The following example is the deployment grammar for registering two servlet context lifecycle listeners and an `HttpSession` listener.

Suppose that `com.acme.MyConnectionManager` and `com.acme.MyLoggingModule` both implement `javax.servlet.ServletContextListener`, and that `com.acme.MyLoggingModule` additionally implements `javax.servlet.http.HttpSessionListener`. Also, the Developer wants `com.acme.MyConnectionManager` to be notified of servlet context lifecycle events before `com.acme.MyLoggingModule`. Here is the deployment descriptor for this application:

```
<web-app>
  <display-name>MyListeningApplication</display-name>
  <listener>
    <listener-class>com.acme.MyConnectionManager</listener-
      class>
  </listener>
  <listener>
    <listener-class>com.acme.MyLoggingModule</listener-class>
  </listener>
  <servlet>
    <display-name>RegistrationServlet</display-name>
    ...etc
  </servlet>
</web-app>
```

SRV.10.5 Listener Instances and Threading

The container is required to complete instantiation of the listener classes in a Web application prior to the start of execution of the first request into the application. The container must maintain a reference to each listener instance until the last request is serviced for the Web application.

Attribute changes to `ServletContext` and `HttpSession` objects may occur concurrently. The container is not required to synchronize the resulting notifications to attribute listener classes. Listener classes that maintain state are responsible for the integrity of the data and should handle this case explicitly.

SRV.10.6 Listener Exceptions

Application code inside a listener may throw an exception during operation. Some listener notifications occur under the call tree of another component in the application. An example of this is a servlet that sets a session attribute, where the session listener throws an unhandled exception. The container must allow unhandled exceptions to be handled by the error page mechanism described in Section SRV.9.9, “Error Handling”. If there is no error page specified for those exceptions, the container must ensure to send a response back with status 500. In this case no more listeners under that event are called.

Some exceptions do not occur under the call stack of another component in the application. An example of this is a `SessionListener` that receives a notification that a session has timed out and throws an unhandled exception, or of a `ServletContextListener` that throws an unhandled exception during a

notification of servlet context initialization, or of a `ServletRequestListener` that throws an unhandled exception during a notification of the initialization or the destruction of the request object. In this case, the Developer has no opportunity to handle the exception. The container may respond to all subsequent requests to the Web application with an HTTP status code 500 to indicate an application error.

Developers wishing normal processing to occur after a listener generates an exception must handle their own exceptions within the notification methods.

SRV.10.7 Distributed Containers

In distributed Web containers, `HttpSession` instances are scoped to the particular JVM servicing session requests, and the `ServletContext` object is scoped to the Web container's JVM. Distributed containers are not required to propagate either servlet context events or `HttpSession` events to other JVMs. Listener class instances are scoped to one per deployment descriptor declaration per JVM.

SRV.10.8 Session Events

Listener classes provide the Developer with a way of tracking sessions within a Web application. It is often useful in tracking sessions to know whether a session became invalid because the container timed out the session, or because a Web component within the application called the `invalidate` method. The distinction may be determined indirectly using listeners and the `HttpSession` API methods.

Mapping Requests to Servlets

The mapping techniques described in this chapter are required for Web containers mapping client requests to servlets.¹

SRV.11.1 Use of URL Paths

Upon receipt of a client request, the Web container determines the Web application to which to forward it. The Web application selected must have the the longest context path that matches the start of the request URL. The matched part of the URL is the context path when mapping to servlets.

The Web container next must locate the servlet to process the request using the path mapping procedure described below.

The path used for mapping to a servlet is the request URL from the request object minus the context path and the path parameters. The URL path mapping rules below are used in order. The first successful match is used with no further matches attempted:

1. The container will try to find an exact match of the path of the request to the path of the servlet. A successful match selects the servlet.
2. The container will recursively try to match the longest path-prefix. This is done by stepping down the path tree a directory at a time, using the '/' character as a path separator. The longest match determines the servlet selected.

¹ Previous versions of this specification made use of these mapping techniques as a suggestion rather than a requirement, allowing servlet containers to each have their different schemes for mapping client requests to servlets.

3. If the last segment in the URL path contains an extension (e.g. `.jsp`), the servlet container will try to match a servlet that handles requests for the extension. An extension is defined as the part of the last segment after the last `'.'` character.
4. If neither of the previous three rules result in a servlet match, the container will attempt to serve content appropriate for the resource requested. If a "default" servlet is defined for the application, it will be used.

The container must use case-sensitive string comparisons for matching.

SRV.11.2 Specification of Mappings

In the Web application deployment descriptor, the following syntax is used to define mappings:

- A string beginning with a `'/'` character and ending with a `'/*'` suffix is used for path mapping.
- A string beginning with a `'*.'` prefix is used as an extension mapping.
- A string containing only the `'/'` character indicates the "default" servlet of the application. In this case the servlet path is the request URI minus the context path and the path info is null.
- All other strings are used for exact matches only.

SRV.11.2.1 Implicit Mappings

If the container has an internal JSP container, the `*.jsp` extension is mapped to it, allowing JSP pages to be executed on demand. This mapping is termed an *implicit* mapping. If a `*.jsp` mapping is defined by the Web application, its mapping takes precedence over the implicit mapping.

A servlet container is allowed to make other implicit mappings as long as explicit mappings take precedence. For example, an implicit mapping of `*.html` could be mapped to include functionality on the server.

SRV.11.2.2 Example Mapping Set

Consider the following set of mappings:

Table SRV.11-1 Example Set of Maps

Path Pattern	Servlet
/foo/bar/*	servlet1
/baz/*	servlet2
/catalog	servlet3
*.bop	servlet4

The following behavior would result:

Table SRV.11-2 Incoming Paths Applied to Example Maps

Incoming Path	Servlet Handling Request
/foo/bar/index.html	servlet1
/foo/bar/index.bop	servlet1
/baz	servlet2
/baz/index.html	servlet2
/catalog	servlet3
/catalog/index.html	"default" servlet
/catalog/racecar.bop	servlet4
/index.bop	servlet4

Note that in the case of /catalog/index.html and /catalog/racecar.bop, the servlet mapped to "/catalog" is not used because the match is not exact.

CHAPTER SRV.12

Security

Web applications are created by Application Developers who give, sell, or otherwise transfer the application to a Deployer for installation into a runtime environment. Application Developers need to communicate to Deployers how the security is to be set up for the deployed application. This is accomplished declaratively by use of the deployment descriptors mechanism.

This chapter describes deployment representations for security requirements. Similarly to web application directory layouts and deployment descriptors, this section does not describe requirements for runtime representations. It is recommended, however, that containers implement the elements set out here as part of their runtime representations.

SRV.12.1 Introduction

A web application contains resources that can be accessed by many users. These resources often traverse unprotected, open networks such as the Internet. In such an environment, a substantial number of web applications will have security requirements.

Although the quality assurances and implementation details may vary, servlet containers have mechanisms and infrastructure for meeting these requirements that share some of the following characteristics:

- **Authentication:** The means by which communicating entities prove to one another that they are acting on behalf of specific identities that are authorized for access.
- **Access control for resources:** The means by which interactions with resources are limited to collections of users or programs for the purpose of enforcing integrity, confidentiality, or availability constraints.
- **Data Integrity:** The means used to prove that information has not been modified by a third party while in transit.
- **Confidentiality or Data Privacy:** The means used to ensure that information is made available only to users who are authorized to access it.

SRV.12.2 Declarative Security

Declarative security refers to the means of expressing an application's security structure, including roles, access control, and authentication requirements in a form external to the application. The deployment descriptor is the primary vehicle for declarative security in web applications.

The Deployer maps the application's logical security requirements to a representation of the security policy that is specific to the runtime environment. At runtime, the servlet container uses the security policy representation to enforce authentication and authorization.

The security model applies to the static content part of the web application and to servlets and filters within the application that are requested by the client. The security model does not apply when a servlet uses the `RequestDispatcher` to invoke a static resource or servlet using a `forward` or an `include`.

SRV.12.3 Programmatic Security

Programmatic security is used by security aware applications when declarative security alone is not sufficient to express the security model of the application. Programmatic security consists of the following methods of the `HttpServletRequest` interface:

- `getRemoteUser`
- `isUserInRole`
- `getUserPrincipal`

The `getRemoteUser` method returns the user name the client used for authentication. The `isUserInRole` method determines if a remote user is in a specified security role. The `getUserPrincipal` method determines the principal name of the current user and returns a `java.security.Principal` object. These APIs allow servlets to make business logic decisions based on the information obtained.

If no user has been authenticated, the `getRemoteUser` method returns `null`, the `isUserInRole` method always returns `false`, and the `getUserPrincipal` method returns `null`.

The `isUserInRole` method expects a `String` user role-name parameter. A `security-role-ref` element should be declared in the deployment descriptor with a `role-name` sub-element containing the rolename to be passed to the method. A `security-role-ref` element should contain a `role-link` sub-element whose value is the name of the security role that the user may be mapped into. The container uses the mapping of `security-role-ref` to `security-role` when determining the return value of the call.

For example, to map the security role reference "FOO" to the security role with role-name "manager" the syntax would be:

```
<security-role-ref>
  <role-name>FOO</role-name>
  <role-link>manager</role-link>
</security-role-ref>
```

In this case if the servlet called by a user belonging to the "manager" security role made the API call `isUserInRole("FOO")` the result would be true.

If no `security-role-ref` element matching a `security-role` element has been declared, the container must default to checking the `role-name` element argument against the list of `security-role` elements for the web application. The `isUserInRole` method references the list to determine whether the caller is mapped to a security role. The developer must be aware that the use of this default mechanism may limit the flexibility in changing rolenames in the application without having to recompile the servlet making the call.

SRV.12.4 Roles

A security role is a logical grouping of users defined by the Application Developer or Assembler. When the application is deployed, roles are mapped by a Deployer to principals or groups in the runtime environment.

A servlet container enforces declarative or programmatic security for the principal associated with an incoming request based on the security attributes of the principal. This may happen in either of the following ways:

1. A deployer has mapped a security role to a user group in the operational environment. The user group to which the calling principal belongs is retrieved from its security attributes. The principal is in the security role only if the principal's user group matches the user group to which the security role has been mapped by the deployer.
2. A deployer has mapped a security role to a principal name in a security policy domain. In this case, the principal name of the calling principal is retrieved from its security attributes. The principal is in the security role only if the principal name is the same as a principal name to which the security role was mapped.

SRV.12.5 Authentication

A web client can authenticate a user to a web server using one of the following mechanisms:

- HTTP Basic Authentication
- HTTP Digest Authentication
- HTTPS Client Authentication
- Form Based Authentication

SRV.12.5.1 HTTP Basic Authentication

HTTP Basic Authentication, which is based on a username and password, is the authentication mechanism defined in the HTTP/1.0 specification. A web server requests a web client to authenticate the user. As part of the request, the web server passes the *realm* (a string) in which the user is to be authenticated. The realm string of Basic Authentication does not have to reflect any particular security policy

domain (confusingly also referred to as a realm). The web client obtains the username and the password from the user and transmits them to the web server. The web server then authenticates the user in the specified realm.

Basic Authentication is not a secure authentication protocol. User passwords are sent in simple base64 encoding, and the target server is not authenticated. Additional protection can alleviate some of these concerns: a secure transport mechanism (HTTPS), or security at the network level (such as the IPSEC protocol or VPN strategies) is applied in some deployment scenarios.

SRV.12.5.2 HTTP Digest Authentication

Like HTTP Basic Authentication, HTTP Digest Authentication authenticates a user based on a username and a password. However the authentication is performed by transmitting the password in an encrypted form which is much more secure than the simple base64 encoding used by Basic Authentication, e.g. HTTPS Client Authentication. As Digest Authentication is not currently in widespread use, servlet containers are encouraged but not required to support it.

SRV.12.5.3 Form Based Authentication

The look and feel of the “login screen” cannot be varied using the web browser’s built-in authentication mechanisms. This specification introduces a required form based authentication mechanism which allows a Developer to control the look and feel of the login screens.

The web application deployment descriptor contains entries for a login form and error page. The login form must contain fields for entering a username and a password. These fields must be named `j_username` and `j_password`, respectively.

When a user attempts to access a protected web resource, the container checks the user’s authentication. If the user is authenticated and possesses authority to access the resource, the requested web resource is activated and a reference to it is returned. If the user is not authenticated, all of the following steps occur:

1. The login form associated with the security constraint is sent to the client and the URL path triggering the authentication is stored by the container.
2. The user is asked to fill out the form, including the username and password fields.
3. The client posts the form back to the server.
4. The container attempts to authenticate the user using the information from the

form.

5. If authentication fails, the error page is returned using either a forward or a re-direct, and the status code of the response is set to 200.
6. If authentication succeeds, the authenticated user's principal is checked to see if it is in an authorized role for accessing the resource.
7. If the user is authorized, the client is redirected to the resource using the stored URL path.

The error page sent to a user that is not authenticated contains information about the failure.

Form Based Authentication has the same lack of security as Basic Authentication since the user password is transmitted as plain text and the target server is not authenticated. Again additional protection can alleviate some of these concerns: a secure transport mechanism (HTTPS), or security at the network level (such as the IPSEC protocol or VPN strategies) is applied in some deployment scenarios.

SRV.12.5.3.1 Login Form Notes

Form based login and URL based session tracking can be problematic to implement. Form based login should be used only when sessions are being maintained by cookies or by SSL session information.

In order for the authentication to proceed appropriately, the action of the login form must always be `j_security_check`. This restriction is made so that the login form will work no matter which resource it is for, and to avoid requiring the server to specify the action field of the outbound form.

Here is an example showing how the form should be coded into the HTML page:

```
<form method="POST" action="j_security_check">  
<input type="text" name="j_username">  
<input type="password" name="j_password">  
</form>
```

If the form based login is invoked because of an HTTP request, the original request parameters must be preserved by the container for use if, on successful authentication, it redirects the call to the requested resource.

If the user is authenticated using form login and has created an HTTP session, the timeout or invalidation of that session leads to the user being logged out in the

sense that subsequent requests must cause the user to be re-authenticated. The scope of the logout is that same as that of the authentication: for example, if the container supports single signon, such as Java EE technology compliant web containers, the user would need to reauthenticate with any of the web applications hosted on the web container.

SRV.12.5.4 HTTPS Client Authentication

End user authentication using HTTPS (HTTP over SSL) is a strong authentication mechanism. This mechanism requires the client to possess a Public Key Certificate (PKC). Currently, PKCs are useful in e-commerce applications and also for a single-signon from within the browser. Servlet containers that are not Java EE technology compliant are not required to support the HTTPS protocol.

SRV.12.6 Server Tracking of Authentication Information

As the underlying security identities (such as users and groups) to which roles are mapped in a runtime environment are environment specific rather than application specific, it is desirable to:

1. Make login mechanisms and policies a property of the environment the web application is deployed in.
2. Be able to use the same authentication information to represent a principal to all applications deployed in the same container, and
3. Require re-authentication of users only when a security policy domain boundary has been crossed.

Therefore, a servlet container is required to track authentication information at the container level (rather than at the web application level). This allows users authenticated for one web application to access other resources managed by the container permitted to the same security identity.

SRV.12.7 Specifying Security Constraints

Security constraints are a declarative way of defining the protection of web content. A security constraint associates authorization and or user data constraints with

HTTP operations on web resources. A security constraint, which is represented by `security-constraint` in deployment descriptor, consists of the following elements:

- web resource collection (`web-resource-collection` in deployment descriptor)
- authorization constraint (`auth-constraint` in deployment descriptor)
- user data constraint (`user-data-constraint` in deployment descriptor)

The HTTP operations and web resources to which a security constraint applies (i.e. the constrained requests) are identified by one or more web resource collections. A web resource collection consists of the following elements:

- URL patterns (`url-pattern` in deployment descriptor)
- HTTP methods (`http-method` in deployment descriptor)

An authorization constraint establishes a requirement for authentication and names the authorization roles permitted to perform the constrained requests. A user must be a member of at least one of the named roles to be permitted to perform the constrained requests. The special role name “*” is a shorthand for all role names defined in the deployment descriptor. An authorization constraint that names no roles indicates that access to the constrained requests must not be permitted under any circumstances. An authorization constraint consists of the following element:

- role name (`role-name` in deployment descriptor)

A user data constraint establishes a requirement that the constrained requests be received over a protected transport layer connection. The strength of the required protection is defined by the value of the transport guarantee. A transport guarantee of `INTEGRAL` is used to establish a requirement for content integrity and a transport guarantee of `CONFIDENTIAL` is used to establish a requirement for confidentiality. The transport guarantee of “`NONE`” indicates that the container must accept the constrained requests when received on any connection including an unprotected one. A user data constraint consists of the following element:

- transport guarantee (`transport-guarantee` in deployment descriptor)

If no authorization constraint applies to a request, the container must accept the request without requiring user authentication. If no user data constraint applies to a request, the container must accept the request when received over any connection including an unprotected one.

SRV.12.7.1 Combining Constraints

When a `url-pattern` and `http-method` pair occurs in multiple security constraints, the constraints (on the pattern and method) are defined by combining the individual constraints. The rules for combining constraints in which the same pattern and method occur are as follows:

The combination of authorization constraints that name roles or that imply roles via the name “*” shall yield the union of the role names in the individual constraints as permitted roles. A security constraint that does not contain an authorization constraint shall combine with authorization constraints that name or imply roles to allow unauthenticated access. The special case of an authorization constraint that names no roles shall combine with any other constraints to override their affects and cause access to be precluded.

The combination of `user-data-constraints` that apply to a common `url-pattern` and `http-method` shall yield the union of connection types accepted by the individual constraints as acceptable connection types. A security constraint that does not contain a `user-data-constraint` shall combine with other `user-data-constraint` to cause the unprotected connection type to be an accepted connection type.

SRV.12.7.2 Example

The following example illustrates the combination of constraints and their translation into a table of applicable constraints. Suppose that a deployment descriptor contained the following security constraints.

```
<security-constraint>

  <web-resource-collection>
    <web-resource-name>restricted methods</web-resource-name>
    <url-pattern>/*</url-pattern>
    <url-pattern>/acme/wholesale/*</url-pattern>
    <url-pattern>/acme/retail/*</url-pattern>
    <http-method>DELETE</http-method>
    <http-method>PUT</http-method>
  </web-resource-collection>

  <auth-constraint/>

</security-constraint>

<security-constraint>
```

```
<web-resource-collection>
  <web-resource-name>wholesale</web-resource-name>
  <url-pattern>/acme/wholesale/*</url-pattern>
  <http-method>GET</http-method>
    <http-method>PUT</http-method>
</web-resource-collection>

<auth-constraint>
  <role-name>SALESCLERK</role-name>
</auth-constraint>

</security-constraint>

<security-constraint>

  <web-resource-collection>
    <web-resource-name>wholesale</web-resource-name>
    <url-pattern>/acme/wholesale/*</url-pattern>
    <http-method>GET</http-method>
    <http-method>POST</http-method>
  </web-resource-collection>

  <auth-constraint>
    <role-name>CONTRACTOR</role-name>
  </auth-constraint>

  <user-data-constraint>
    <transport-guarantee>CONFIDENTIAL</transport-guarantee>
  </user-data-constraint>

</security-constraint>

<security-constraint>

  <web-resource-collection>
    <web-resource-name>retail</web-resource-name>
    <url-pattern>/acme/retail/*</url-pattern>
    <http-method>GET</http-method>
    <http-method>POST</http-method>
  </web-resource-collection>

  <auth-constraint>
    <role-name>CONTRACTOR</role-name>
```

```

    <role-name>HOMEOWNER</role-name>
  </auth-constraint>

</security-constraint>

```

The translation of this hypothetical deployment descriptor would yield the constraints defined in Table 4:

Table 4: Security Constraint Table

url-pattern	http-method	permitted roles	supported connection types
/*	DELETE	access precluded	not constrained
/*	PUT	access precluded	not constrained
/acme/wholesale/*	DELETE	access precluded	not constrained
/acme/wholesale/*	GET	CONTRACTOR SALESCLERK	not constrained
/acme/wholesale/*	POST	CONTRACTOR	CONFIDENTIAL
/acme/wholesale/*	PUT	access precluded	not constrained
/acme/retail/*	DELETE	access precluded	not constrained
/acme/retail/*	GET	CONTRACTOR HOMEOWNER	not constrained
/acme/retail/*	POST	CONTRACTOR HOMEOWNER	not constrained
/acme/retail/*	PUT	access precluded	not constrained

SRV.12.7.3 Processing Requests

When a Servlet container receives a request, it shall use the algorithm described in SRV.11.1 to select the constraints (if any) defined on the `url-pattern` that is the best match to the request URI. If no constraints are selected, the container shall accept the request. Otherwise the container shall determine if the HTTP method of the request is constrained at the selected pattern. If it is not, the request shall be accepted. Otherwise, the request must satisfy the constraints that apply to the `http-`

method at the `url-pattern`. Both of the following rules must be satisfied for the request to be accepted and dispatched to the associated servlet.

1. The characteristics of the connection on which the request was received must satisfy at least one of the supported connection types defined by the constraints. If this rule is not satisfied, the container shall reject the request and redirect it to the HTTPS port.¹
2. The authentication characteristics of the request must satisfy any authentication and role requirements defined by the constraints. If this rule is not satisfied because access has been precluded (by an authorization constraint naming no roles), the request shall be rejected as forbidden and a 403 (`SC_FORBIDDEN`) status code shall be returned to the user. If access is restricted to permitted roles and the request has not been authenticated, the request shall be rejected as unauthorized and a 401 (`SC_UNAUTHORIZED`) status code shall be returned to cause authentication. If access is restricted to permitted roles and the authentication identity of the request is not a member of any of these roles, the request shall be rejected as forbidden and a 403 (`SC_FORBIDDEN`) status code shall be returned to the user.

SRV.12.8 Default Policies

By default, authentication is not needed to access resources. Authentication is needed for requests for a web resource collection only when specified by the deployment descriptor.

SRV.12.9 Login and Logout

Being logged in to a web application corresponds precisely to there being a valid non-null value in `getUserPrincipal` method, discussed in SRV.12.3 and the javadoc. A null value in that method indicates that a user is logged out.

Containers may create HTTP Session objects to track login state. If a developer creates a session while a user is not authenticated, and the container

¹ As an optimization, a container should reject the request as forbidden and return a 403 (`SC_FORBIDDEN`) status code if it knows that access will ultimately be precluded (by an authorization constraint naming no roles).

then authenticates the user, the session visible to developer code after login must be the same session object that was created prior to login occurring so that there is no loss of session information.

CHAPTER SRV.13

Deployment Descriptor

This chapter specifies the Java™ Servlet Specification version 2.5 requirements for Web container support of deployment descriptors. The deployment descriptor conveys the elements and configuration information of a Web application between Application Developers, Application Assemblers, and Deployers.

For Java Servlets v.2.4 and greater, the deployment descriptor is defined in terms of an XML schema document.

For backwards compatibility of applications written to the 2.2 version of the API, Web containers are also required to support the 2.2 version of the deployment descriptor. For backwards compatibility of applications written to the 2.3 version of the API, Web containers are also required to support the 2.3 version of the deployment descriptor. The 2.2 and 2.3 versions are defined in the appendices.

SRV.13.1 Deployment Descriptor Elements

The following types of configuration and deployment information are required to be supported in the Web application deployment descriptor for all servlet containers:

- ServletContext Init Parameters
- Session Configuration
- Servlet Declaration
- Servlet Mappings
- Application Lifecycle Listener classes
- Filter Definitions and Filter Mappings

- MIME Type Mappings
- Welcome File list
- Error Pages
- Locale and Encoding Mappings

Security information which may also appear in the deployment descriptor is not required to be supported unless the servlet container is part of an implementation of the Java EE specification.

SRV.13.2 Rules for Processing the Deployment Descriptor

This section lists some general rules that Web containers and developers must note concerning the processing of the deployment descriptor for a Web application.

- Web containers must remove all leading and trailing whitespace, which is defined as “S(white space)” in XML 1.0 (<http://www.w3.org/TR/2000/WD-xml-2e-20000814>), for the element content of the text nodes of a deployment descriptor.
- The deployment descriptor must be valid against the schema. Web containers and tools that manipulate Web applications have a wide range of options for checking the validity of a WAR. This includes checking the validity of the deployment descriptor document held within.

Additionally, it is recommended that Web containers and tools that manipulate Web applications provide a level of semantic checking. For example, it should be checked that a role referenced in a security constraint has the same name as one of the security roles defined in the deployment descriptor.

In cases of non-conformant Web applications, tools and containers should inform the developer with descriptive error messages. High-end application server vendors are encouraged to supply this kind of validity checking in the form of a tool separate from the container.

- The sub elements under `web-app` can be in an arbitrary order in this version of the specification. Because of the restriction of XML Schema, The multiplicity of the elements `distributable`, `session-config`, `welcome-file-list`, `jsp-config`, `login-config`, and `locale-encoding-mapping-list` was changed from “optional” to “0 or more”. The containers must inform the developer

with a descriptive error message when the deployment descriptor contains more than one element of `session-config`, `jsp-config`, and `login-config`. The container must concatenate the items in `welcome-file-list` and `locale-encoding-mapping-list` when there are multiple occurrences. The multiple occurrence of `distributable` must be treated exactly in the same way as the single occurrence of `distributable`.

- URI paths specified in the deployment descriptor are assumed to be in URL-decoded form. The containers must inform the developer with a descriptive error message when URL contains **CR(#xD)** or **LF(#xA)**. The containers must preserve all other characters including whitespace in URL.
- Containers must attempt to canonicalize paths in the deployment descriptor. For example, paths of the form `/a/./b` must be interpreted as `/b`. Paths beginning or resolving to paths that begin with `./` are not valid paths in the deployment descriptor.
- URI paths referring to a resource relative to the root of the WAR, or a path mapping relative to the root of the WAR, unless otherwise specified, should begin with a leading `/`.
- In elements whose value is an enumerated type, the value is case sensitive.

SRV.13.3 Deployment Descriptor

```
<?xml version="1.0" encoding="UTF-8"?>
<xsd:schema xmlns="http://www.w3.org/2001/XMLSchema"
  targetNamespace="http://java.sun.com/xml/ns/javaee"
  xmlns:javaee="http://java.sun.com/xml/ns/javaee"
  xmlns:xsd="http://www.w3.org/2001/XMLSchema"
  elementFormDefault="qualified"
  attributeFormDefault="unqualified"
  version="2.5">
<xsd:annotation>
  <xsd:documentation>
    @(#)web-app_2_5.xsds1.62 05/08/06
  </xsd:documentation>
</xsd:annotation>

<xsd:annotation>
  <xsd:documentation>
    <![CDATA[
```

This is the XML Schema for the Servlet 2.5 deployment descriptor. The deployment descriptor must be named "WEB-INF/web.xml" in the web application's war file. All Servlet deployment descriptors must indicate the web application schema by using the Java EE namespace:

```
http://java.sun.com/xml/ns/javaee
```

and by indicating the version of the schema by using the version element as shown below:

```
<web-app xmlns="http://java.sun.com/xml/ns/javaee"
  xmlns:xsi="http://www.w3.org/2001/XMLSchema-instance"
  xsi:schemaLocation="..."
  version="2.5">
  ...
</web-app>
```

The instance documents may indicate the published version of the schema using the `xsi:schemaLocation` attribute for Java EE namespace with the following location:

```
http://java.sun.com/xml/ns/javaee/web-app_2_5.xsd
```

```
]]>
</xsd:documentation>
</xsd:annotation>

<xsd:annotation>
  <xsd:documentation>
```

The following conventions apply to all Java EE deployment descriptor elements unless indicated otherwise.

- In elements that specify a pathname to a file within the same JAR file, relative filenames (i.e., those not starting with "/") are considered relative to the root of the JAR file's namespace. Absolute filenames (i.e., those starting with "/") also specify names in the root of the JAR file's namespace. In general, relative names are preferred. The exception is .war files where absolute names are preferred for consistency with the Servlet API.

```

    </xsd:documentation>
</xsd:annotation>

<xsd:include schemaLocation="javaee_5.xsd"/>
<xsd:include schemaLocation="jsp_2_1.xsd"/>

<!-- ***** -->

<xsd:element name="web-app" type="javaee:web-appType">
  <xsd:annotation>
    <xsd:documentation>

      The web-app element is the root of the deployment
      descriptor for a web application. Note that the sub-elements
      of this element can be in the arbitrary order. Because of
      that, the multiplicity of the elements of distributable,
      session-config, welcome-file-list, jsp-config, login-config,
      and locale-encoding-mapping-list was changed from "?" to "*"
      in this schema. However, the deployment descriptor instance
      file must not contain multiple elements of session-config,
      jsp-config, and login-config. When there are multiple elements of
      welcome-file-list or locale-encoding-mapping-list, the container
      must concatenate the element contents. The multiple occurrence
      of the element distributable is redundant and the container
      treats that case exactly in the same way when there is only
      one distributable.

    </xsd:documentation>
  </xsd:annotation>

  <xsd:unique name="web-app-servlet-name-uniqueness">
    <xsd:annotation>
      <xsd:documentation>

        The servlet element contains the name of a servlet.
        The name must be unique within the web application.

      </xsd:documentation>
    </xsd:annotation>
    <xsd:selector xpath="javaee:servlet"/>
    <xsd:field xpath="javaee:servlet-name"/>
  </xsd:unique>

```

```

<xsd:unique name="web-app-filter-name-uniqueness">
  <xsd:annotation>
    <xsd:documentation>

      The filter element contains the name of a filter.
      The name must be unique within the web application.

    </xsd:documentation>
  </xsd:annotation>
  <xsd:selector xpath="javaee:filter"/>
  <xsd:field    xpath="javaee:filter-name"/>
</xsd:unique>

```

```

<xsd:unique name="web-app-ejb-local-ref-name-uniqueness">
  <xsd:annotation>
    <xsd:documentation>

      The ejb-local-ref-name element contains the name of an EJB
      reference. The EJB reference is an entry in the web
      application's environment and is relative to the
      java:comp/env context. The name must be unique within
      the web application.

      It is recommended that name is prefixed with "ejb/".

    </xsd:documentation>
  </xsd:annotation>
  <xsd:selector xpath="javaee:ejb-local-ref"/>
  <xsd:field    xpath="javaee:ejb-ref-name"/>
</xsd:unique>

```

```

<xsd:unique name="web-app-ejb-ref-name-uniqueness">
  <xsd:annotation>
    <xsd:documentation>

      The ejb-ref-name element contains the name of an EJB
      reference. The EJB reference is an entry in the web
      application's environment and is relative to the
      java:comp/env context. The name must be unique within
      the web application.

      It is recommended that name is prefixed with "ejb/".

```

```

    </xsd:documentation>
  </xsd:annotation>
  <xsd:selector xpath="javaee:ejb-ref"/>
  <xsd:field    xpath="javaee:ejb-ref-name"/>
</xsd:unique>

<xsd:unique name="web-app-resource-env-ref-uniqueness">
  <xsd:annotation>
    <xsd:documentation>

```

The resource-env-ref-name element specifies the name of a resource environment reference; its value is the environment entry name used in the web application code. The name is a JNDI name relative to the java:comp/env context and must be unique within a web application.

```

    </xsd:documentation>
  </xsd:annotation>
  <xsd:selector xpath="javaee:resource-env-ref"/>
  <xsd:field    xpath="javaee:resource-env-ref-name"/>
</xsd:unique>

<xsd:unique name="web-app-message-destination-ref-uniqueness">
  <xsd:annotation>
    <xsd:documentation>

```

The message-destination-ref-name element specifies the name of a message destination reference; its value is the environment entry name used in the web application code. The name is a JNDI name relative to the java:comp/env context and must be unique within a web application.

```

    </xsd:documentation>
  </xsd:annotation>
  <xsd:selector xpath="javaee:message-destination-ref"/>
  <xsd:field    xpath="javaee:message-destination-ref-name"/>
</xsd:unique>

<xsd:unique name="web-app-res-ref-name-uniqueness">
  <xsd:annotation>
    <xsd:documentation>

```

The res-ref-name element specifies the name of a resource manager connection factory reference. The name

is a JNDI name relative to the `java:comp/env` context.
The name must be unique within a web application.

```

</xsd:documentation>
</xsd:annotation>
<xsd:selector xpath="javaee:resource-ref"/>
<xsd:field    xpath="javaee:res-ref-name"/>
</xsd:unique>

<xsd:unique name="web-app-env-entry-name-uniqueness">
  <xsd:annotation>
    <xsd:documentation>

```

The `env-entry-name` element contains the name of a web application's environment entry. The name is a JNDI name relative to the `java:comp/env` context. The name must be unique within a web application.

```

</xsd:documentation>
</xsd:annotation>

<xsd:selector xpath="javaee:env-entry"/>
<xsd:field    xpath="javaee:env-entry-name"/>
</xsd:unique>

```

```

<xsd:key name="web-app-role-name-key">
  <xsd:annotation>
    <xsd:documentation>

```

A `role-name-key` is specified to allow the references from the `security-role-refs`.

```

</xsd:documentation>
</xsd:annotation>
<xsd:selector xpath="javaee:security-role"/>
<xsd:field    xpath="javaee:role-name"/>
</xsd:key>

```

```

<xsd:keyref name="web-app-role-name-references"
  refer="javaee:web-app-role-name-key">
  <xsd:annotation>
    <xsd:documentation>

```

The `keyref` indicates the references from


```

        security-role-ref to a specified role-name.

        </xsd:documentation>
    </xsd:annotation>
    <xsd:selector xpath="javaee:servlet/javaee:security-role-ref"/>
    <xsd:field    xpath="javaee:role-link"/>
</xsd:keyref>
</xsd:element>

<!-- ***** -->

<xsd:complexType name="auth-constraintType">
    <xsd:annotation>
        <xsd:documentation>

            The auth-constraintType indicates the user roles that
            should be permitted access to this resource
            collection. The role-name used here must either correspond
            to the role-name of one of the security-role elements
            defined for this web application, or be the specially
            reserved role-name "*" that is a compact syntax for
            indicating all roles in the web application. If both "*"
            and rolenames appear, the container interprets this as all
            roles. If no roles are defined, no user is allowed access
            to the portion of the web application described by the
            containing security-constraint. The container matches
            role names case sensitively when determining access.

        </xsd:documentation>
    </xsd:annotation>

    <xsd:sequence>
        <xsd:element name="description"
            type="javaee:descriptionType"
            minOccurs="0" maxOccurs="unbounded"/>
        <xsd:element name="role-name"
            type="javaee:role-nameType"
            minOccurs="0" maxOccurs="unbounded"/>
    </xsd:sequence>
    <xsd:attribute name="id" type="xsd:ID"/>
</xsd:complexType>

<!-- ***** -->

```

```

<xsd:complexType name="auth-methodType">
  <xsd:annotation>
    <xsd:documentation>

      The auth-methodType is used to configure the authentication
      mechanism for the web application. As a prerequisite to
      gaining access to any web resources which are protected by
      an authorization constraint, a user must have authenticated
      using the configured mechanism. Legal values are "BASIC",
      "DIGEST", "FORM", "CLIENT-CERT", or a vendor-specific
      authentication scheme.

      Used in: login-config

    </xsd:documentation>
  </xsd:annotation>

  <xsd:simpleContent>
    <xsd:restriction base="javaee:string"/>
  </xsd:simpleContent>
</xsd:complexType>

<!-- ***** -->

<xsd:complexType name="dispatcherType">
  <xsd:annotation>
    <xsd:documentation>

      The dispatcher has four legal values: FORWARD, REQUEST, INCLUDE,
      and ERROR. A value of FORWARD means the Filter will be applied
      under RequestDispatcher.forward() calls. A value of REQUEST
      means the Filter will be applied under ordinary client calls to
      the path or servlet. A value of INCLUDE means the Filter will be
      applied under RequestDispatcher.include() calls. A value of
      ERROR means the Filter will be applied under the error page
      mechanism. The absence of any dispatcher elements in a
      filter-mapping indicates a default of applying filters only under
      ordinary client calls to the path or servlet.

    </xsd:documentation>
  </xsd:annotation>

  <xsd:simpleContent>

```

```

        <xsd:restriction base="javaee:string">
            <xsd:enumeration value="FORWARD"/>
            <xsd:enumeration value="INCLUDE"/>
            <xsd:enumeration value="REQUEST"/>
            <xsd:enumeration value="ERROR"/>
        </xsd:restriction>
    </xsd:simpleContent>
</xsd:complexType>

<!-- ***** -->

<xsd:simpleType name="encodingType">
    <xsd:annotation>
        <xsd:documentation>

            The encodingType defines IANA character sets.

        </xsd:documentation>
    </xsd:annotation>

    <xsd:restriction base="xsd:string">
        <xsd:pattern value="^[^s]+"/>
    </xsd:restriction>
</xsd:simpleType>

<!-- ***** -->

<xsd:complexType name="error-codeType">
    <xsd:annotation>
        <xsd:documentation>

            The error-code contains an HTTP error code, ex: 404

            Used in: error-page

        </xsd:documentation>
    </xsd:annotation>

    <xsd:simpleContent>
        <xsd:restriction base="javaee:xsdPositiveIntegerType">
            <xsd:pattern value="\d{3}"/>
            <xsd:attribute name="id" type="xsd:ID"/>
        </xsd:restriction>
    </xsd:simpleContent>

```

```

</xsd:complexType>

<!-- ***** -->

<xsd:complexType name="error-pageType">
  <xsd:annotation>
    <xsd:documentation>

      The error-pageType contains a mapping between an error code
      or exception type to the path of a resource in the web
      application.

      Used in: web-app

    </xsd:documentation>
  </xsd:annotation>

  <xsd:sequence>
    <xsd:choice>
      <xsd:element name="error-code"
        type="javaee:error-codeType"/>

      <xsd:element name="exception-type"
        type="javaee:fully-qualified-classType">
        <xsd:annotation>
          <xsd:documentation>

            The exception-type contains a fully qualified class
            name of a Java exception type.

          </xsd:documentation>
        </xsd:annotation>
      </xsd:element>
    </xsd:choice>

    <xsd:element name="location"
      type="javaee:war-pathType">
      <xsd:annotation>
        <xsd:documentation>

          The location element contains the location of the
          resource in the web application relative to the root of
          the web application. The value of the location must have
          a leading `/' .

        </xsd:documentation>
      </xsd:annotation>
    </xsd:element>
  </xsd:sequence>
</xsd:complexType>

```

```

        </xsd:documentation>
    </xsd:annotation>
</xsd:element>
</xsd:sequence>
<xsd:attribute name="id" type="xsd:ID"/>
</xsd:complexType>

<!-- ***** -->

<xsd:complexType name="filter-mappingType">
  <xsd:annotation>
    <xsd:documentation>

      Declaration of the filter mappings in this web
      application is done by using filter-mappingType.
      The container uses the filter-mapping
      declarations to decide which filters to apply to a request,
      and in what order. The container matches the request URI to
      a Servlet in the normal way. To determine which filters to
      apply it matches filter-mapping declarations either on
      servlet-name, or on url-pattern for each filter-mapping
      element, depending on which style is used. The order in
      which filters are invoked is the order in which
      filter-mapping declarations that match a request URI for a
      servlet appear in the list of filter-mapping elements. The
      filter-name value must be the value of the filter-name
      sub-elements of one of the filter declarations in the
      deployment descriptor.

    </xsd:documentation>
  </xsd:annotation>

  <xsd:sequence>
    <xsd:element name="filter-name"
      type="javaee:filter-nameType"/>
    <xsd:choice minOccurs="1" maxOccurs="unbounded">
      <xsd:element name="url-pattern"
        type="javaee:url-patternType"/>
      <xsd:element name="servlet-name"
        type="javaee:servlet-nameType"/>
    </xsd:choice>
    <xsd:element name="dispatcher"
      type="javaee:dispatcherType"

```

```

        minOccurs="0" maxOccurs="4"/>
    </xsd:sequence>
    <xsd:attribute name="id" type="xsd:ID"/>
</xsd:complexType>

<!-- ***** -->

<xsd:complexType name="filter-nameType">
    <xsd:annotation>
        <xsd:documentation>

            The logical name of the filter is declare
            by using filter-nameType. This name is used to map the
            filter. Each filter name is unique within the web
            application.

            Used in: filter, filter-mapping

        </xsd:documentation>
    </xsd:annotation>

    <xsd:simpleContent>
        <xsd:extension base="javaee:nonEmptyStringType"/>
    </xsd:simpleContent>
</xsd:complexType>

<!-- ***** -->

<xsd:complexType name="filterType">
    <xsd:annotation>
        <xsd:documentation>

            The filterType is used to declare a filter in the web
            application. The filter is mapped to either a servlet or a
            URL pattern in the filter-mapping element, using the
            filter-name value to reference. Filters can access the
            initialization parameters declared in the deployment
            descriptor at runtime via the FilterConfig interface.

            Used in: web-app

        </xsd:documentation>
    </xsd:annotation>

```

```

<xsd:sequence>
  <xsd:group ref="javaee:descriptionGroup"/>
  <xsd:element name="filter-name"
    type="javaee:filter-nameType"/>
  <xsd:element name="filter-class"
    type="javaee:fully-qualified-classType">
    <xsd:annotation>
      <xsd:documentation>

        The fully qualified classname of the filter.

      </xsd:documentation>
    </xsd:annotation>
  </xsd:element>

  <xsd:element name="init-param"
    type="javaee:param-valueType"
    minOccurs="0" maxOccurs="unbounded">
    <xsd:annotation>
      <xsd:documentation>

        The init-param element contains a name/value pair as
        an initialization param of a servlet filter

      </xsd:documentation>
    </xsd:annotation>
  </xsd:element>
</xsd:sequence>
<xsd:attribute name="id" type="xsd:ID"/>
</xsd:complexType>

<!-- ***** -->

<xsd:complexType name="form-login-configType">
  <xsd:annotation>
    <xsd:documentation>

      The form-login-configType specifies the login and error
      pages that should be used in form based login. If form based
      authentication is not used, these elements are ignored.

      Used in: login-config

    </xsd:documentation>

```

```

</xsd:annotation>

<xsd:sequence>

  <xsd:element name="form-login-page"
    type="javaee:war-pathType">
    <xsd:annotation>
      <xsd:documentation>

        The form-login-page element defines the location in the web
        app where the page that can be used for login can be
        found. The path begins with a leading / and is interpreted
        relative to the root of the WAR.

      </xsd:documentation>
    </xsd:annotation>
  </xsd:element>

  <xsd:element name="form-error-page"
    type="javaee:war-pathType">
    <xsd:annotation>
      <xsd:documentation>

        The form-error-page element defines the location in
        the web app where the error page that is displayed
        when login is not successful can be found.
        The path begins with a leading / and is interpreted
        relative to the root of the WAR.

      </xsd:documentation>
    </xsd:annotation>
  </xsd:element>

</xsd:sequence>
<xsd:attribute name="id" type="xsd:ID"/>
</xsd:complexType>

<!-- ***** -->

<xsd:simpleType name="http-methodType">
  <xsd:annotation>
    <xsd:documentation>
      A HTTP method type as defined in HTTP 1.1 section 2.2.
    </xsd:documentation>

```



```

</xsd:annotation>
  <xsd:restriction base="xsd:token">
    <xsd:pattern value=" [&#33;-&#126;-[\\(\\)&#60;&#62;@,;:&#34;/
                        \\[]?={\\}\\P{Z}]]+"/>
  </xsd:restriction>

</xsd:simpleType>

<!-- ***** -->

<xsd:simpleType name="load-on-startupType">
  <xsd:union memberTypes="javaee:null-charType xsd:integer"/>
</xsd:simpleType>

<!-- ***** -->

<xsd:complexType name="locale-encoding-mapping-listType">
  <xsd:annotation>
    <xsd:documentation>

      The locale-encoding-mapping-list contains one or more
      locale-encoding-mapping(s).

    </xsd:documentation>
  </xsd:annotation>

  <xsd:sequence>
    <xsd:element name="locale-encoding-mapping"
      type="javaee:locale-encoding-mappingType"
      maxOccurs="unbounded"/>
  </xsd:sequence>
  <xsd:attribute name="id" type="xsd:ID"/>
</xsd:complexType>

<!-- ***** -->

<xsd:complexType name="locale-encoding-mappingType">
  <xsd:annotation>
    <xsd:documentation>

      The locale-encoding-mapping contains locale name and
      encoding name. The locale name must be either "Language-code",
      such as "ja", defined by ISO-639 or "Language-code_Country-code",
      such as "ja_JP". "Country code" is defined by ISO-3166.

    </xsd:documentation>
  </xsd:annotation>

```

```

    </xsd:documentation>
</xsd:annotation>

<xsd:sequence>
  <xsd:element name="locale"
    type="javaee:localeType" />
  <xsd:element name="encoding"
    type="javaee:encodingType" />
</xsd:sequence>
<xsd:attribute name="id" type="xsd:ID" />
</xsd:complexType>

<!-- ***** -->

<xsd:simpleType name="localeType">
  <xsd:annotation>
    <xsd:documentation>

      The localeType defines valid locale defined by ISO-639-1
      and ISO-3166.

    </xsd:documentation>
  </xsd:annotation>

  <xsd:restriction base="xsd:string">
    <xsd:pattern value="[a-z]{2}(_|-)?([\p{L}\-\p{Nd}]{2})?" />
  </xsd:restriction>
</xsd:simpleType>

<!-- ***** -->

<xsd:complexType name="login-configType">
  <xsd:annotation>
    <xsd:documentation>

      The login-configType is used to configure the authentication
      method that should be used, the realm name that should be
      used for this application, and the attributes that are
      needed by the form login mechanism.

      Used in: web-app

    </xsd:documentation>

```

```

</xsd:annotation>

<xsd:sequence>
  <xsd:element name="auth-method"
    type="javaee:auth-methodType"
    minOccurs="0"/>
  <xsd:element name="realm-name"
    type="javaee:string" minOccurs="0">
    <xsd:annotation>
      <xsd:documentation>

        The realm name element specifies the realm name to
        use in HTTP Basic authorization.

      </xsd:documentation>
    </xsd:annotation>
  </xsd:element>
  <xsd:element name="form-login-config"
    type="javaee:form-login-configType"
    minOccurs="0"/>
</xsd:sequence>
<xsd:attribute name="id" type="xsd:ID"/>
</xsd:complexType>

<!-- ***** -->

<xsd:complexType name="mime-mappingType">
  <xsd:annotation>
    <xsd:documentation>

      The mime-mappingType defines a mapping between an extension
      and a mime type.

      Used in: web-app

    </xsd:documentation>
  </xsd:annotation>

  <xsd:sequence>
    <xsd:annotation>
      <xsd:documentation>

        The extension element contains a string describing an
        extension. example: "txt"

```

```

    </xsd:documentation>
</xsd:annotation>

<xsd:element name="extension"
             type="javaee:string"/>
<xsd:element name="mime-type"
             type="javaee:mime-typeType"/>
</xsd:sequence>
<xsd:attribute name="id" type="xsd:ID"/>
</xsd:complexType>

<!-- ***** -->

<xsd:complexType name="mime-typeType">
  <xsd:annotation>
    <xsd:documentation>

      The mime-typeType is used to indicate a defined mime type.

      Example:
      "text/plain"

      Used in: mime-mapping

    </xsd:documentation>
  </xsd:annotation>

  <xsd:simpleContent>
    <xsd:restriction base="javaee:string">
      <xsd:pattern value="^[^p{Cc}^\s]+/^[^p{Cc}^\s]+"/>
    </xsd:restriction>
  </xsd:simpleContent>
</xsd:complexType>

<!-- ***** -->

<xsd:complexType name="nonEmptyStringType">
  <xsd:annotation>
    <xsd:documentation>
      This type defines a string which contains at least one
      character.
    </xsd:documentation>
  </xsd:annotation>

```

```

    <xsd:simpleContent>
      <xsd:restriction base="javaee:string">
        <xsd:minLength value="1"/>
      </xsd:restriction>
    </xsd:simpleContent>
  </xsd:complexType>

<!-- ***** -->

  <xsd:simpleType name="null-charType">
    <xsd:restriction base="xsd:string">
      <xsd:enumeration value="" />
    </xsd:restriction>
  </xsd:simpleType>

<!-- ***** -->

  <xsd:complexType name="security-constraintType">
    <xsd:annotation>
      <xsd:documentation>

        The security-constraintType is used to associate
        security constraints with one or more web resource
        collections

        Used in: web-app

      </xsd:documentation>
    </xsd:annotation>

    <xsd:sequence>
      <xsd:element name="display-name"
        type="javaee:display-nameType"
        minOccurs="0"
        maxOccurs="unbounded" />
      <xsd:element name="web-resource-collection"
        type="javaee:web-resource-collectionType"
        maxOccurs="unbounded" />
      <xsd:element name="auth-constraint"
        type="javaee:auth-constraintType"
        minOccurs="0" />
      <xsd:element name="user-data-constraint"
        type="javaee:user-data-constraintType"
        minOccurs="0" />
    </xsd:sequence>
  </xsd:complexType>

```

```

    </xsd:sequence>
    <xsd:attribute name="id" type="xsd:ID"/>
</xsd:complexType>

<!-- ***** -->

<xsd:complexType name="servlet-mappingType">
  <xsd:annotation>
    <xsd:documentation>

      The servlet-mappingType defines a mapping between a
      servlet and a url pattern.

      Used in: web-app

    </xsd:documentation>
  </xsd:annotation>

  <xsd:sequence>
    <xsd:element name="servlet-name"
      type="javaee:servlet-nameType"/>
    <xsd:element name="url-pattern"
      type="javaee:url-patternType"
      minOccurs="1" maxOccurs="unbounded"/>
  </xsd:sequence>
  <xsd:attribute name="id" type="xsd:ID"/>
</xsd:complexType>

<!-- ***** -->

<xsd:complexType name="servlet-nameType">
  <xsd:annotation>
    <xsd:documentation>

      The servlet-name element contains the canonical name of the
      servlet. Each servlet name is unique within the web
      application.

    </xsd:documentation>
  </xsd:annotation>

  <xsd:simpleContent>
    <xsd:extension base="javaee:nonEmptyStringType"/>
  </xsd:simpleContent>

```

```

</xsd:complexType>

<!-- ***** -->

<xsd:complexType name="servletType">
  <xsd:annotation>
    <xsd:documentation>

      The servletType is used to declare a servlet.
      It contains the declarative data of a
      servlet. If a jsp-file is specified and the load-on-startup
      element is present, then the JSP should be precompiled and
      loaded.

      Used in: web-app

    </xsd:documentation>
  </xsd:annotation>

  <xsd:sequence>
    <xsd:group ref="javaee:descriptionGroup"/>
    <xsd:element name="servlet-name"
      type="javaee:servlet-nameType"/>
    <xsd:choice>
      <xsd:element name="servlet-class"
        type="javaee:fully-qualified-classType">
        <xsd:annotation>
          <xsd:documentation>

            The servlet-class element contains the fully
            qualified class name of the servlet.

          </xsd:documentation>
        </xsd:annotation>
      </xsd:element>

      <xsd:element name="jsp-file"
        type="javaee:jsp-fileType"/>

    </xsd:choice>

    <xsd:element name="init-param"
      type="javaee:param-valueType"
      minOccurs="0" maxOccurs="unbounded"/>

```

```

<xsd:element name="load-on-startup"
    type="javaee:load-on-startupType"
    minOccurs="0">
  <xsd:annotation>
    <xsd:documentation>

      The load-on-startup element indicates that this
      servlet should be loaded (instantiated and have
      its init() called) on the startup of the web
      application. The optional contents of these
      element must be an integer indicating the order in
      which the servlet should be loaded. If the value
      is a negative integer, or the element is not
      present, the container is free to load the servlet
      whenever it chooses. If the value is a positive
      integer or 0, the container must load and
      initialize the servlet as the application is
      deployed. The container must guarantee that
      servlets marked with lower integers are loaded
      before servlets marked with higher integers. The
      container may choose the order of loading of
      servlets with the same load-on-start-up value.

    </xsd:documentation>
  </xsd:annotation>
</xsd:element>
<xsd:element name="run-as"
    type="javaee:run-asType"
    minOccurs="0"/>
<xsd:element name="security-role-ref"
    type="javaee:security-role-refType"
    minOccurs="0" maxOccurs="unbounded"/>
</xsd:sequence>
<xsd:attribute name="id" type="xsd:ID"/>
</xsd:complexType>

<!-- ***** -->

<xsd:complexType name="session-configType">
  <xsd:annotation>
    <xsd:documentation>

      The session-configType defines the session parameters
      for this web application.

```


Used in: web-app

```
</xsd:documentation>
</xsd:annotation>
```

```
<xsd:sequence>
  <xsd:element name="session-timeout"
    type="javaee:xsdIntegerType"
    minOccurs="0">
    <xsd:annotation>
      <xsd:documentation>
```

The session-timeout element defines the default session timeout interval for all sessions created in this web application. The specified timeout must be expressed in a whole number of minutes. If the timeout is 0 or less, the container ensures the default behaviour of sessions is never to time out. If this element is not specified, the container must set its default timeout period.

```
      </xsd:documentation>
    </xsd:annotation>
  </xsd:element>
</xsd:sequence>
<xsd:attribute name="id" type="xsd:ID"/>
</xsd:complexType>
```

```
<!-- ***** -->
```

```
<xsd:complexType name="transport-guaranteeType">
  <xsd:annotation>
    <xsd:documentation>
```

The transport-guaranteeType specifies that the communication between client and server should be NONE, INTEGRAL, or CONFIDENTIAL. NONE means that the application does not require any transport guarantees. A value of INTEGRAL means that the application requires that the data sent between the client and server be sent in such a way that it can't be changed in transit. CONFIDENTIAL means that the application requires that the data be transmitted in a fashion that prevents other entities from observing the contents of the

transmission. In most cases, the presence of the INTEGRAL or CONFIDENTIAL flag will indicate that the use of SSL is required.

Used in: user-data-constraint

```

</xsd:documentation>
</xsd:annotation>

<xsd:simpleContent>
  <xsd:restriction base="javaee:string">
    <xsd:enumeration value="NONE"/>
    <xsd:enumeration value="INTEGRAL"/>
    <xsd:enumeration value="CONFIDENTIAL"/>
  </xsd:restriction>
</xsd:simpleContent>
</xsd:complexType>

<!-- ***** -->

<xsd:complexType name="user-data-constraintType">
  <xsd:annotation>
    <xsd:documentation>

      The user-data-constraintType is used to indicate how
      data communicated between the client and container should be
      protected.

      Used in: security-constraint

    </xsd:documentation>
  </xsd:annotation>

  <xsd:sequence>
    <xsd:element name="description"
      type="javaee:descriptionType"
      minOccurs="0"
      maxOccurs="unbounded"/>
    <xsd:element name="transport-guarantee"
      type="javaee:transport-guaranteeType"/>
  </xsd:sequence>
  <xsd:attribute name="id" type="xsd:ID"/>
</xsd:complexType>

```

```

<!-- ***** -->

<xsd:complexType name="war-pathType">
  <xsd:annotation>
    <xsd:documentation>

      The elements that use this type designate a path starting
      with a "/" and interpreted relative to the root of a WAR
      file.

    </xsd:documentation>
  </xsd:annotation>
  <xsd:simpleContent>
    <xsd:restriction base="javaee:string">
      <xsd:pattern value="/*" />
    </xsd:restriction>
  </xsd:simpleContent>
</xsd:complexType>

<!-- ***** -->

<xsd:simpleType name="web-app-versionType">
  <xsd:annotation>
    <xsd:documentation>

      This type contains the recognized versions of
      web-application supported. It is used to designate the
      version of the web application.

    </xsd:documentation>
  </xsd:annotation>
  <xsd:restriction base="xsd:token">
    <xsd:enumeration value="2.5" />
  </xsd:restriction>
</xsd:simpleType>

<!-- ***** -->

<xsd:complexType name="web-appType">

  <xsd:choice minOccurs="0" maxOccurs="unbounded">
    <xsd:group ref="javaee:descriptionGroup" />
    <xsd:element name="distributable"
      type="javaee:emptyType" />
  </xsd:choice>
</xsd:complexType>

```

```

<xsd:element name="context-param"
    type="javaee:param-valueType">

    <xsd:annotation>
        <xsd:documentation>

            The context-param element contains the declaration
            of a web application's servlet context
            initialization parameters.

        </xsd:documentation>
    </xsd:annotation>
</xsd:element>

<xsd:element name="filter"
    type="javaee:filterType"/>
<xsd:element name="filter-mapping"
    type="javaee:filter-mappingType"/>
<xsd:element name="listener"
    type="javaee:listenerType"/>
<xsd:element name="servlet"
    type="javaee:servletType"/>
<xsd:element name="servlet-mapping"
    type="javaee:servlet-mappingType"/>
<xsd:element name="session-config"
    type="javaee:session-configType"/>
<xsd:element name="mime-mapping"
    type="javaee:mime-mappingType"/>
<xsd:element name="welcome-file-list"
    type="javaee:welcome-file-listType"/>
<xsd:element name="error-page"
    type="javaee:error-pageType"/>
<xsd:element name="jsp-config"
    type="javaee:jsp-configType"/>
<xsd:element name="security-constraint"
    type="javaee:security-constraintType"/>
<xsd:element name="login-config"
    type="javaee:login-configType"/>
<xsd:element name="security-role"
    type="javaee:security-roleType"/>
<xsd:group ref="javaee:jndiEnvironmentRefsGroup"/>
<xsd:element name="message-destination"
    type="javaee:message-destinationType"/>
<xsd:element name="locale-encoding-mapping-list"

```

```

        type="javaee:locale-encoding-mapping-listType"/>
</xsd:choice>

<xsd:attribute name="version"
    type="javaee:web-app-versionType"
    use="required"/>
<xsd:attribute name="id" type="xsd:ID"/>

    xsd:attribute name="metadata-complete" type="xsd:boolean">
    <xsd:annotation>
        <xsd:documentation>

            The metadata-complete attribute defines whether this deployment
            descriptor is complete, or whether the class files
            of the jar file should be examined for annotations
            that specify deployment information.

            If metadata-complete is set to "true", the deployment tool
            must ignore any Servlet annotations present in the
            class files of the application.

            If metadata-complete is not specified or is set to "false", the
            deployment tool must examine the class files of the
            application for annotations, as specified by the Servlet
            specifications.

        </xsd:documentation>
    </xsd:annotation>
</xsd:attribute>

</xsd:complexType>

<!-- ***** -->

<xsd:complexType name="web-resource-collectionType">
    <xsd:annotation>
        <xsd:documentation>

            The web-resource-collectionType is used to identify a subset
            of the resources and HTTP methods on those resources within
            a web application to which a security constraint applies. If
            no HTTP methods are specified, then the security constraint
            applies to all HTTP methods.

        </xsd:documentation>
    </xsd:annotation>

```

```

        Used in: security-constraint

    </xsd:documentation>
</xsd:annotation>

<xsd:sequence>
  <xsd:element name="web-resource-name"
    type="javaee:string">
    <xsd:annotation>
      <xsd:documentation>

        The web-resource-name contains the name of this web
        resource collection.

      </xsd:documentation>
    </xsd:annotation>
  </xsd:element>
  <xsd:element name="description"
    type="javaee:descriptionType"
    minOccurs="0"
    maxOccurs="unbounded"/>
  <xsd:element name="url-pattern"
    type="javaee:url-patternType"
    maxOccurs="unbounded"/>
  <xsd:element name="http-method"
    type="javaee:http-methodType"
    minOccurs="0" maxOccurs="unbounded"/>
</xsd:sequence>
  <xsd:attribute name="id" type="xsd:ID"/>
</xsd:complexType>

<!-- ***** -->

<xsd:complexType name="welcome-file-listType">
  <xsd:annotation>
    <xsd:documentation>

      The welcome-file-list contains an ordered list of welcome
      files elements.

      Used in: web-app

    </xsd:documentation>
  </xsd:annotation>

```

```

<xsd:sequence>
  <xsd:element name="welcome-file"
    type="xsd:string"
    maxOccurs="unbounded" >
    <xsd:annotation>
      <xsd:documentation>

        The welcome-file element contains file name to use
        as a default welcome file, such as index.html

      </xsd:documentation>
    </xsd:annotation>
  </xsd:element>
</xsd:sequence>
<xsd:attribute name="id" type="xsd:ID"/>
</xsd:complexType>

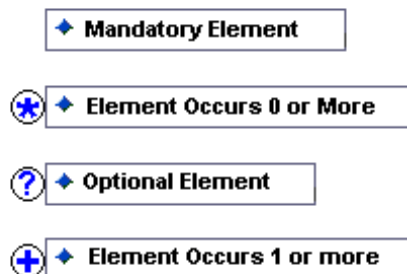
</xsd:schema>

```

SRV.13.4 Deployment Descriptor Diagram

This section illustrates the elements in deployment descriptor. All diagrams follow the convention displayed in Figure SRV.13.1. Attributes are not shown in the diagrams. See Deployment Descriptor Schema for the detailed information.

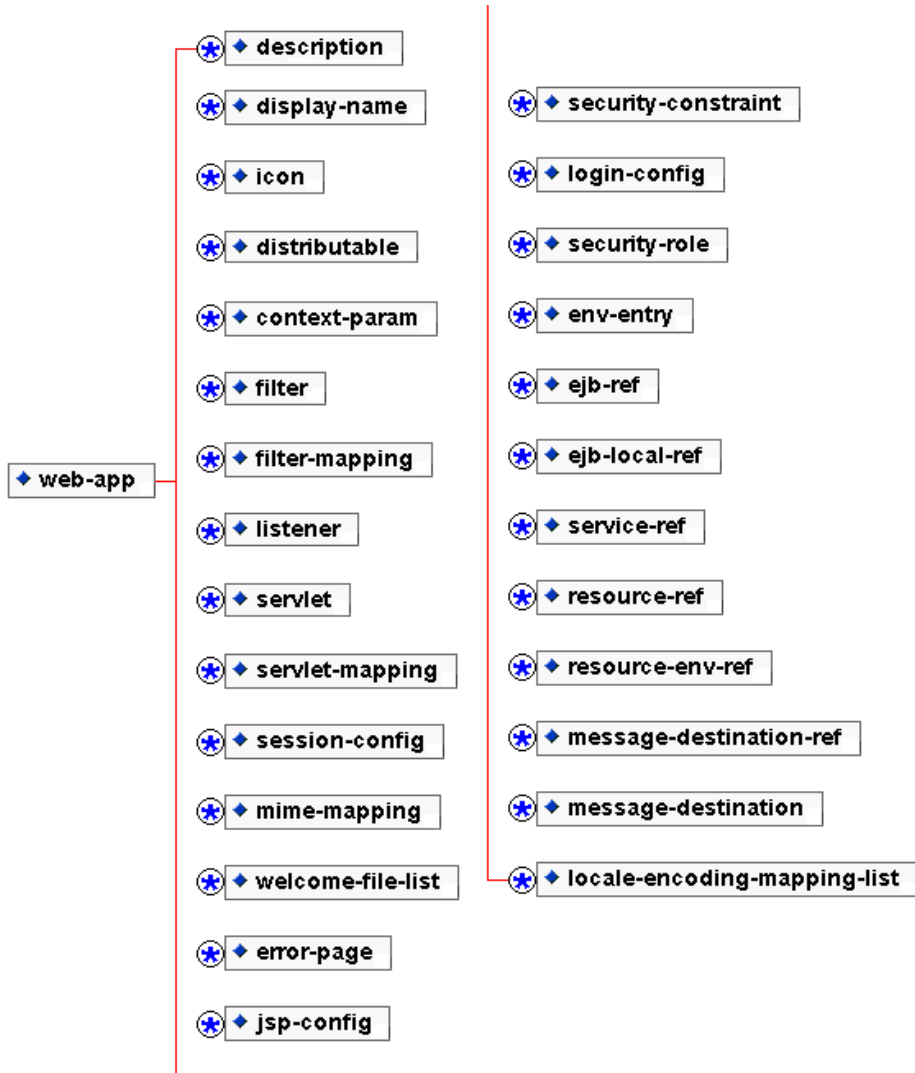
Figure SRV.13.1 Convention of the Diagram of Deployment Descriptor Element



1. web-app Element

The `web-app` element is the root deployment descriptor for a Web application. This element contains the following elements. This element has a required attribute `version` to specify to which version of the schema the deployment descriptor conforms. All sub elements under this element can be in an arbitrary order.

Figure SRV.13.2 web-app Element Structure



2. description Element

The **description** element is to provide a text describing the parent element. This element occurs not only under the **web-app** element but also under other multiple elements. It has an optional attribute **xml:lang** to indicate which language is used in the description. The default value of this attribute is English (“en”).

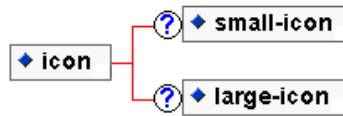
3. display-name Element

The **display-name** contains a short name that is intended to be displayed by tools. The display name need not to be unique. This element has an optional attribute **xml:lang** to specify the language.

4. icon Element

The **icon** contains **small-icon** and **large-icon** elements that specify the file names for small and large GIF or JPEG icon images used to represent the parent element in a GUI tool.

Figure SRV.13.3 icon Element Structure



5. distributable Element

The **distributable** indicates that this Web application is programmed appropriately to be deployed into a distributed servlet container.

6. context-param Element

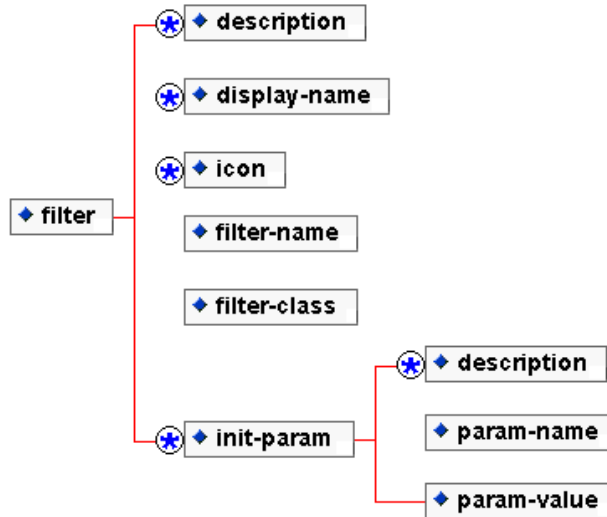
The **context-param** contains the declaration of a Web application’s servlet context initialization parameters.

7. filter Element

The **filter** declares a filter in the Web application. The filter is mapped to either a servlet or a URL pattern in the **filter-mapping** element, using the **filter-name** value to reference. Filters can access the initialization parameters declared in the deployment descriptor at runtime via the **FilterConfig** interface. The **filter-name** element is the logical name of the filter. It must be unique within the Web application. The element content of **filter-name** element must not be empty. The

`filter-class` is the fully qualified class name of the filter. The `init-param` element contains name-value pair as an initialization parameter of this filter.

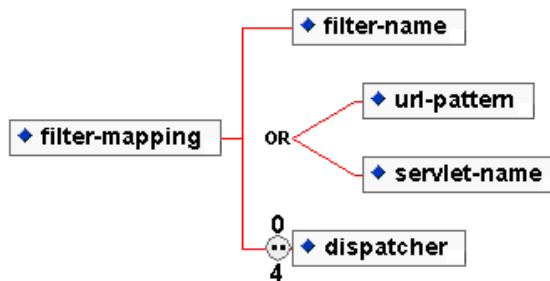
Figure SRV.13.4 filter Element Structure



8. filter-mapping Element

The `filter-mapping` is used by the container to decide which filters to apply to a request in what order. The value of the `filter-name` must be one of the filter declarations in the deployment descriptor. The matching request can be specified either `url-pattern` or `servlet-name`.

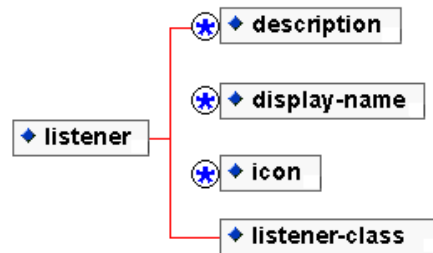
Figure SRV.13.5 filter-mapping Element Structure



9. listener Element

The `listener` indicates the deployment properties for an application listener bean. The sub-element `listener-class` declares that a class in the application must be registered as a Web application listener bean. The value is the fully qualified classname of the listener class.

Figure SRV.13.6 listener Element Structure

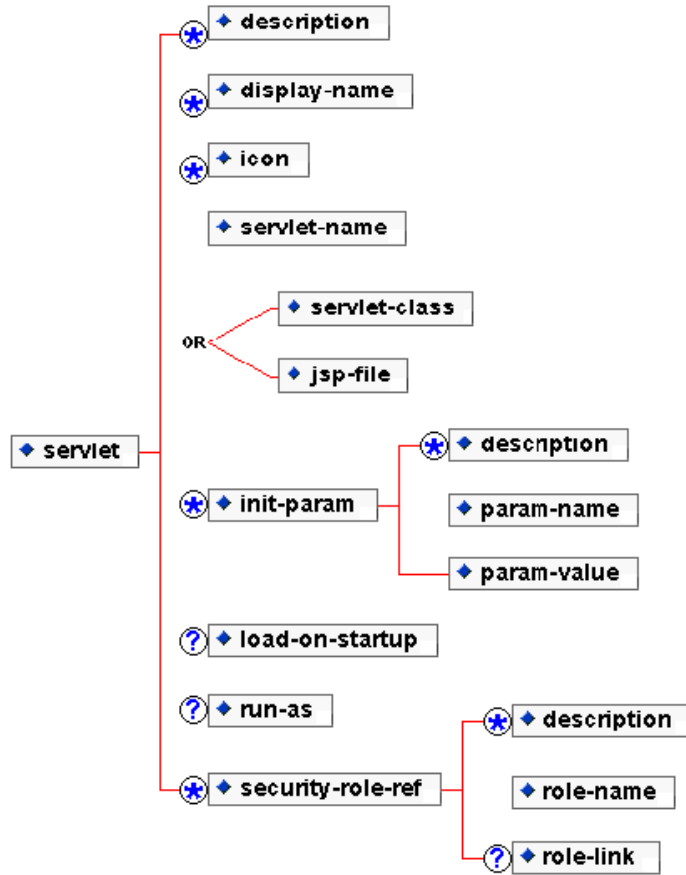


10. servlet Element

The `servlet` is used to declare a servlet. It contains the declarative data of a servlet. The `jsp-file` element contains the full path to a JSP file within the web application beginning with a “/”. If a `jsp-file` is specified and the `load-on-startup` element is present, then the JSP should be precompiled and loaded. The `servlet-name` element contains the canonical name of the servlet. Each servlet name is unique within the web application. The element content of `servlet-name` must not be empty. The `servlet-class` contains the fully qualified class name of the servlet. The `run-as` element specifies the identity to be used for the execution of a component. It contains an optional `description`, and the name of a security role specified by the `role-name` element. The element `load-on-startup` indicates that this servlet should be loaded (instantiated and have its `init()` called) on the startup of the Web application. The element content of this element must be an integer indicating the order in which the servlet should be loaded. If the value is a negative integer, or the element is not present, the container is free to load the servlet whenever it chooses. If the value is a positive integer or 0, the container must load and initialize the servlet as the application is deployed. The container must guarantee that servlets marked with lower integers are loaded before servlets marked with higher integers. The container may choose the order of loading of servlets with the same `load-on-startup` value. The `security-role-ref` element declares the security role reference in a component’s or in a deployment component’s code. It consists of an optional `description`, the security role name used in the

code(**role-name**), and an optional link to a security role(**role-link**). If the security role is not specified, the deployer must choose an appropriate security role.

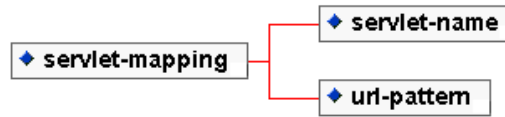
Figure SRV.13.7 servlet Element Structure



11. servlet-mapping Element

The `servlet-mapping` defines a mapping between a servlet and a URL pattern.

Figure SRV.13.8 `servlet-mapping` Element Structure



12. session-config Element

The `session-config` defines the session parameters for this Web application. The sub-element `session-timeout` defines the default session timeout interval for all sessions created in this Web application. The specified timeout must be expressed in a whole number of minutes. If the timeout is 0 or less, the container ensures the default behaviour of sessions is never to time out. If this element is not specified, the container must set its default timeout period.

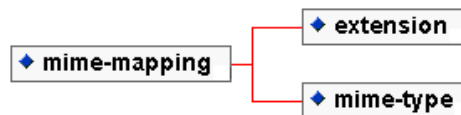
Figure SRV.13.9 `session-config` Element Structure



13. mime-mapping Element

The `mime-mapping` defines a mapping between an extension and a mime type. The `extension` element contains a string describing an extension, such as “txt”.

Figure SRV.13.10 `mime-mapping` Element Structure



14. welcome-file-list Element

The `welcome-file-list` contains an ordered list of welcome files. The sub-element `welcome-file` contains a file name to use as a default welcome file, such as `index.html`

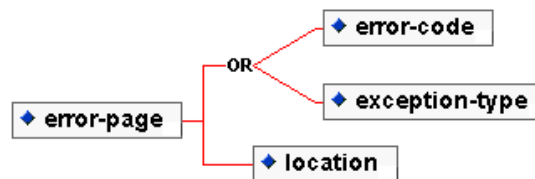
Figure SRV.13.11 welcome-file-list Element Structure



15. error-page Element

The `error-page` contains a mapping between an error code or an exception type to the path of a resource in the Web application. The sub-element `exception-type` contains a fully qualified class name of a Java exception type. The sub-element `location` element contains the location of the resource in the web application relative to the root of the web application. The value of the location must have a leading `/`.

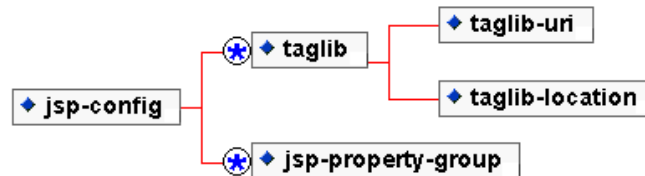
Figure SRV.13.12 error-page Element Structure



16. jsp-config Element

The `jsp-config` is used to provide global configuration information for the JSP files in a web application. It has two sub-elements, `taglib` and `jsp-property-group`. The `taglib` element can be used to provide information on a tag library that is used by a JSP page within the Web application. See JavaServer Pages specification version 2.1 for detail.

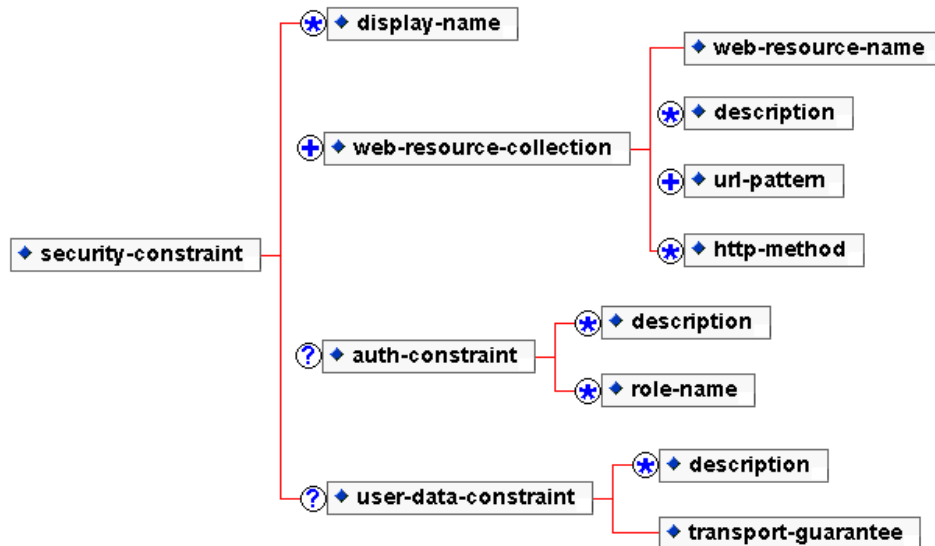
Figure SRV.13.13 `jsp-config` Element Structure



17. security-constraint Element

The `security-constraint` is used to associate security constraints with one or more web resource collections. The sub-element `web-resource-collection` identifies a subset of the resources and HTTP methods on those resources within a Web application to which a security constraint applies. The `auth-constraint` indicates the user roles that should be permitted access to this resource collection. The `role-name` used here must either correspond to the `role-name` of one of the `security-role` elements defined for this Web application, or be the specially reserved role-name "*" that is a compact syntax for indicating all roles in the web application. If both "*" and rolenames appear, the container interprets this as all roles. If no roles are defined, no user is allowed access to the portion of the Web application described by the containing `security-constraint`. The container matches role names case sensitively when determining access. The `user-data-constraint` indicates how data communicated between the client and container should be protected by the sub-element `transport-guarantee`. The legal values of the `transport-guarantee` is either one of `NONE`, `INTEGRAL`, or `CONFIDENTIAL`.

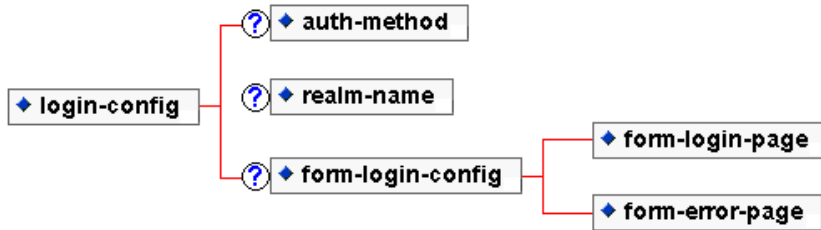
Figure SRV.13.14 security-constraint Element Structure



18. login-config Element

The `login-config` is used to configure the authentication method that should be used, the realm name that should be used for this application, and the attributes that are needed by the form login mechanism. The sub-element `auth-method` configures the authentication mechanism for the Web application. The element content must be either `BASIC`, `DIGEST`, `FORM`, `CLIENT-CERT`, or a vendor-specific authentication scheme. The `realm-name` indicates the realm name to use for the authentication scheme chosen for the Web application. The `form-login-config` specifies the login and error pages that should be used in FORM based login. If FORM based login is not used, these elements are ignored.

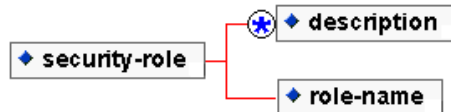
Figure SRV.13.15 login-config Element Structure



19. security-role Element

The `security-role` defines a security role. The sub-element `role-name` designates the name of the security role. The name must conform to the lexical rules for `NMTOKEN`.

Figure SRV.13.16 security-role Element Structure

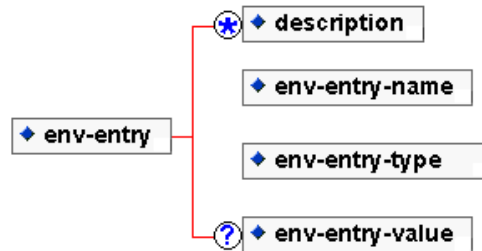


20. env-entry Element

The `env-entry` declares an application's environment entry. The sub-element `env-entry-name` contains the name of a deployment component's environment entry. The name is a JNDI name relative to the `java:comp/env` context. The name must be unique within a deployment component. The `env-entry-type` contains the fully-qualified Java type of the environment entry value that is expected by the application's code. The sub-element `env-entry-value` designates the value of a deployment component's environment entry. The value must be a String that is valid

for the constructor of the specified type that takes a single String as a parameter, or a single character for `java.lang.Character`.

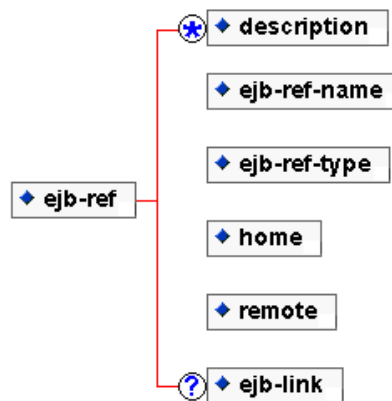
Figure SRV.13.17 env-entry Element Structure



21. ejb-ref Element

The `ejb-ref` declares the reference to an enterprise bean's home. The `ejb-ref-name` specifies the name used in the code of the deployment component that is referencing the enterprise bean. The `ejb-ref-type` is the expected type of the referenced enterprise bean, which is either `Entity` or `Session`. The `home` defines the fully qualified name of the the referenced enterprise bean's home interface. The `remote` defines the fully qualified name of the referenced enterprise bean's remote interface. The `ejb-link` specifies that an EJB reference is linked to the enterprise bean. See Java Platform, Enterprise Edition, version 5.0 for more detail.

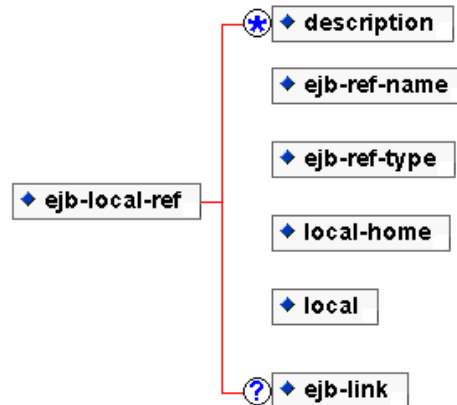
Figure SRV.13.18 ejb-ref Element Structure



22. `ejb-local-ref` Element

The `ejb-local-ref` declares the reference to the enterprise bean's local home. The `local-home` defines the fully qualified name of the enterprise bean's local home interface. The `local` defines the fully qualified name of the enterprise bean's local interface.

Figure SRV.13.19 `ejb-local-ref` Element Structure

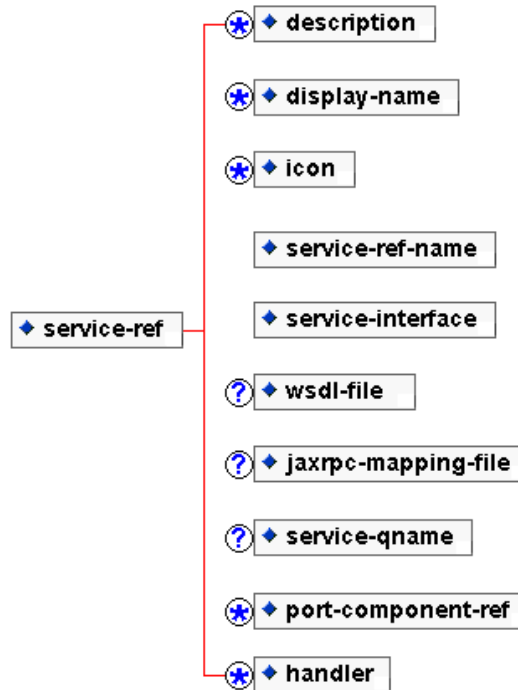


23. `service-ref` Element

The `service-ref` declares the reference to a Web service. The `service-ref-name` declares the logical name that the components in the module use to look up the Web service. It is recommended that all service reference names start with `/service/`. The `service-interface` defines the fully qualified class name of the JAX-WS Service interface that the client depends on. In most cases, the value will be `javax.xml.rpc.Service`. A JAX-WS generated Service Interface class may also be specified. The `wSDL-file` element contains the URI location of a WSDL file. The location is relative to the root of the module. The `jaxrpc-mapping-file` contains the name of a file that describes the JAX-WS mapping between the Java interfaces used by the application and the WSDL description in the `wSDL-file`. The file name is a relative path within the module file. The `service-qname` element declares the specific WSDL service element that is being referred to. It is not specified if no `wSDL-file` is declared. The `port-component-ref` element declares a client dependency on the container for resolving a Service Endpoint Interface to a WSDL port. It optionally associates the Service Endpoint Interface with a particular port-component. This is only used by the container for a `Service.getPort(Class)` method call. The `handler` element declares the handler for a port-component. Handlers can

access the `init-param` name-value pairs using the `HandlerInfo` interface. If `port-name` is not specified, the handler is assumed to be associated with all ports of the service. See JSR-109 Specification [<http://www.jcp.org/en/jsr/detail?id=921>] for detail. The container that is not a part of a Java EE implementation is not required to support this element.

Figure SRV.13.20 service-ref Element Structure

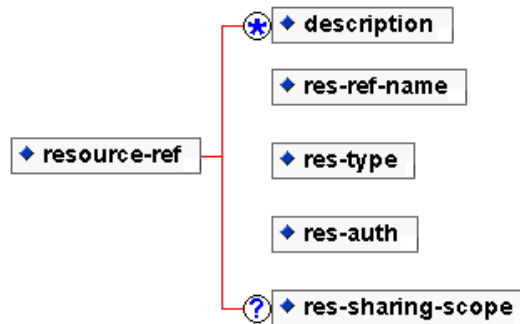


24. resource-ref Element

The `resource-ref` contains the declaration of a deployment component's reference to the external resource. The `res-ref-name` specifies the name of a resource manager connection factory reference. The name is a JNDI name relative to the `java:comp/env` context. The name must be unique within a deployment file. The `res-type` element specifies the type of the data source. The type is the fully qualified Java language class or the interface expected to be implemented by the data source. The `res-auth` specifies whether the deployment component code signs on programmatically to the resource manager, or whether the container will sign on to the resource manager on behalf of the deployment component. In the latter case, the container uses the information supplied by the deployer. The `res-sharing-scope` specifies whether connections obtained through the given

resource manager connection factory reference can be shared. The value, if specified, must be either **Shareable** or **Unshareable**.

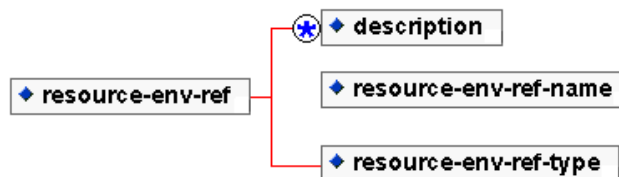
Figure SRV.13.21 resource-ref Element Structure



25. resource-env-ref Element

The **resource-env-ref** contains the deployment component's reference to the administered object associated with a resource in the deployment component's environment. The **resource-env-ref-name** specifies the name of the resource environment reference. The value is the environment entry name used in the deployment component code and is a JNDI name relative to the `java:comp/env` context and must be unique within the deployment component. The **resource-env-ref-type** specifies the type of the resource environment reference. It is the fully qualified name of a Java language class or the interface.

Figure SRV.13.22 resource-env-ref Element Structure



26. message-destination-ref Element

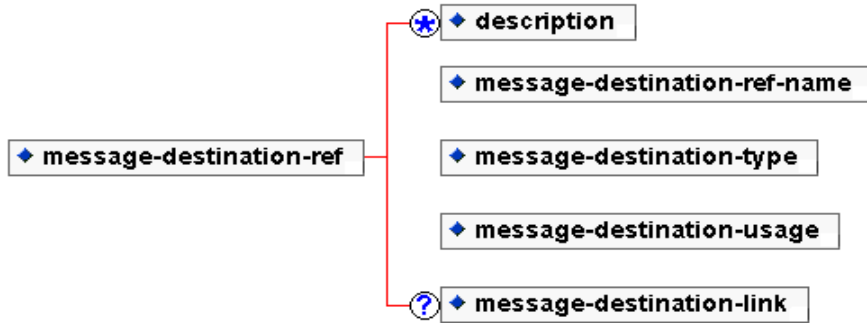
The **message-destination-ref** element contains a declaration of deployment component's reference to a message destination associated with a resource in deployment component's environment. The **message-destination-ref-name** element specifies the name of a message destination reference; its value is the

environment entry name used in deployment component code. The name is a JNDI name relative to the `java:comp/env` context and must be unique within an `ejb-jar` for enterprise beans or a deployment file for others. The `message-destination-type` specifies the type of the destination. The type is specified by the Java interface expected to be implemented by the destination. The `message-destination-usage` specifies the use of the message destination indicated by the reference. The value indicates whether messages are consumed from the message destination, produced for the destination, or both. The Assembler makes use of this information in linking producers of a destination with its consumers. The `message-destination-link` links a message destination reference or message-driven bean to a message destination. The Assembler sets the value to reflect the flow of messages between producers and consumers in the application. The value must be the `message-destination-name` of a message destination in the same deployment file or in another deployment file in the same Java EE application unit. Alternatively, the value may be composed of a path name specifying a deployment file containing the referenced message destination with the `message-destination-name` of the destination appended and separated from the path name by "#". The path name is relative to the deployment file containing deployment component that is referencing the message destination. This allows multiple message destinations with the same name to be uniquely identified.

Example:

```
<message-destination-ref>
    <message-destination-ref-name>jms/StockQueue</message-
destination-ref-name>
    <message-destination-type>javax.jms.Queue</message-
destination-type>
    <message-destination-usage>Consumes</message-destination-
usage>
    <message-destination-link>CorporateStocks</message-
destination-link>
</message-destination-ref>
```

Figure SRV.13.23 message-destination-ref Element Structure



27. message-destination Element

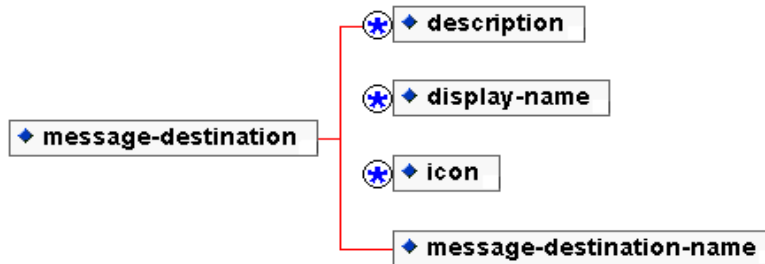
The message-destination specifies a message destination. The logical destination described by this element is mapped to a physical destination by the deployer. The message-destination-name element specifies a name for a message destination. This name must be unique among the names of message destinations within the deployment file.

Example:

```

<message-destination>
  <message-destination-name>CorporateStocks</message-
destination-name>
</message-destination>
  
```

Figure SRV.13.24 message-destination Element Structure



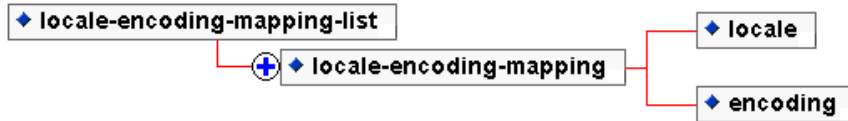
28. locale-encoding-mapping-list Element

The `locale-encoding-mapping-list` contains the mapping between the locale and the encoding, specified by the sub-element `locale-encoding-mapping`.

Example:

```
<locale-encoding-mapping-list>
  <locale-encoding-mapping>
    <locale>ja</locale>
    <encoding>Shift_JIS</encoding>
  </locale-encoding-mapping>
</locale-encoding-mapping-list>
```

Figure SRV.13.25 locale-encoding-mapping-list Element Structure



SRV.13.5 Examples

The following examples illustrate the usage of the definitions listed in the deployment descriptor schema.

SRV.13.5.1 A Basic Example

```

<?xml version="1.0" encoding="ISO-8859-1"?>
<web-app xmlns="http://java.sun.com/xml/ns/j2ee"
  xmlns:xsi="http://www.w3.org/2001/XMLSchema-instance"
  xsi:schemaLocation="http://java.sun.com/xml/ns/j2ee
  http://java.sun.com/xml/ns/j2ee/web-app_2_5.xsd"
  version="2.5">

  <display-name>A Simple Application</display-name>
  <context-param>
    <param-name>Webmaster</param-name>
    <param-value>webmaster@mycorp.com</param-value>
  </context-param>
  <servlet>
    <servlet-name>catalog</servlet-name>
    <servlet-class>com.mycorp.CatalogServlet
      </servlet-class>
    <init-param>
      <param-name>catalog</param-name>
      <param-value>Spring</param-value>
    </init-param>
  </servlet>
  <servlet-mapping>
    <servlet-name>catalog</servlet-name>
    <url-pattern>/catalog/*</url-pattern>
  </servlet-mapping>
  <session-config>
    <session-timeout>30</session-timeout>
  </session-config>
  <mime-mapping>
    <extension>pdf</extension>
    <mime-type>application/pdf</mime-type>
  </mime-mapping>
  <welcome-file-list>
    <welcome-file>index.jsp</welcome-file>
    <welcome-file>index.html</welcome-file>
    <welcome-file>index.htm</welcome-file>
  </welcome-file-list>
  <error-page>
    <error-code>404</error-code>
    <location>/404.html</location>
  </error-page>
</web-app>

```

SRV.13.5.2 An Example of Security

```

<?xml version="1.0" encoding="ISO-8859-1"?>
<web-app xmlns="http://java.sun.com/xml/ns/j2ee"
  xmlns:xsi="http://www.w3.org/2001/XMLSchema-instance"
  xsi:schemaLocation="http://java.sun.com/xml/ns/j2ee
  http://java.sun.com/xml/ns/j2ee/web-app_2_5.xsd"
  version="2.5">

  <display-name>A Secure Application</display-name>
  <servlet>
    <servlet-name>catalog</servlet-name>
    <servlet-class>com.mycorp.CatalogServlet
    </servlet-class>
    <init-param>
      <param-name>catalog</param-name>
      <param-value>Spring</param-value>
    </init-param>
    <security-role-ref>
      <role-name>MGR</role-name>
      <!-- role name used in code -->
      <role-link>manager</role-link>
    </security-role-ref>
  </servlet>
  <security-role>
    <role-name>manager</role-name>
  </security-role>
  <servlet-mapping>
    <servlet-name>catalog</servlet-name>
    <url-pattern>/catalog/*</url-pattern>
  </servlet-mapping>
  <security-constraint>
    <web-resource-collection>
      <web-resource-name>SalesInfo
      </web-resource-name>
      <url-pattern>/salesinfo/*</url-pattern>
      <http-method>GET</http-method>
      <http-method>POST</http-method>
    </web-resource-collection>
    <auth-constraint>
      <role-name>manager</role-name>
    </auth-constraint>
    <user-data-constraint>
      <transport-guarantee>CONFIDENTIAL
      </transport-guarantee>
  </security-constraint>

```

```
        </user-data-constraint>  
    </security-constraint>  
</web-app>
```

CHAPTER SRV.14

Java Enterprise Edition 5 Containers

This chapter details the requirements for Java™ Enterprise Edition (Java EE)¹ version 5 technology compliant web containers.

SRV.14.1 Sessions

Distributed servlet containers that are part of a Java EE implementation must support the mechanism necessary for migrating other Java EE objects from one JVM to another.

SRV.14.2 Web Applications

Java EE technology-compliant containers are required to provide a mechanism by which a deployer can learn what JAR files containing resources and code are available for the Web application. Providing such the mechanism is recommended, but not required for the containers that are not part of Java EE technology-compliant implementation. The containers should provide a convenient procedure for editing and configuring library files or extensions.

¹. The Java EE Specification is available at <http://java.sun.com/javaee>

SRV.14.2.1 Web Application Class Loader

Servlet containers that are part of a Java EE product should not allow the application to override Java SE or Java EE platform classes, such as those in `java.*` and `javax.*` namespaces, that either Java SE or Java EE do not allow to be modified.

SRV.14.2.2 Web Application Environment

Java EE defines a naming environment that allows applications to easily access resources and external information without explicit knowledge of how the external information is named or organized.

As servlets are an integral component type of Java EE technology, provision has been made in the Web application deployment descriptor for specifying information allowing a servlet to obtain references to resources and enterprise beans. The deployment elements that contain this information are:

- `env-entry`
- `ejb-ref`
- `ejb-local-ref`
- `resource-ref`
- `resource-env-ref`
- `service-ref`

The developer uses these elements to describe certain objects that the Web application requires to be registered in the JNDI namespace in the Web container at runtime.

The requirements of the Java EE environment with regard to setting up the environment are described in Chapter 5 of the Java EE Specification. Servlet containers that are part of a Java EE technology-compliant implementation are required to support this syntax. Consult the Java EE 5 Specification for more details. This type of servlet container must support lookups of such objects and calls made to those objects when performed on a thread managed by the servlet container. This type of servlet container should support this behavior when performed on threads created by the developer, but are not currently required to do so. Such a requirement will be added in the next version of this specification. Developers are cautioned that depending on this capability for application-created threads is not recommended, as it is non-portable.

SRV.14.3 Security

This section details the additional security requirements of a Java EE technology compliant web container.

SRV.14.3.1 Propagation of Security Identity in EJB™ Calls

A security identity, or principal, must always be provided for use in a call to an enterprise bean. The default mode in calls to enterprise beans from web applications is for the security identity of a web user to be propagated to the EJB container.

In other scenarios, web containers are required to allow web users that are not known to the web container or to the EJB container to make calls:

- Web containers are required to support access to web resources by clients that have not authenticated themselves to the container. This is the common mode of access to web resources on the Internet.
- Application code may be the sole processor of signon and customization of data based on caller identity.

In these scenarios, a web application deployment descriptor may specify a `run-as` element. When it is specified, the container must propagate the security identity for any call from a servlet to the EJB layer in terms of the security role name defined in the `run-as` element. The security role name must be one of the security role names defined for the web application.

For web containers running as part of a Java EE platform, the use of `run-as` elements must be supported both for calls to EJB components within the same Java EE application, and for calls to EJB components deployed in other Java EE applications.

SRV.14.4 Deployment

This section details the deployment descriptor, packaging and deployment descriptor processing requirements of a Java EE technology compliant container.

SRV.14.4.1 Deployment Descriptor Elements

The following additional elements exist in the Web application deployment descriptor to meet the requirements of Web containers that are JSP pages enabled

or part of a Java EE application server. They are not required to be supported by containers wishing to support only the servlet specification:

- `jsp-config`
- Syntax for looking up JNDI objects (`env-entry`, `ejb-ref`, `ejb-local-ref`, `resource-ref`, `resource-env-ref`)
- Syntax for specifying the message destination (`message-destination`, `message-destination-ref`)
- Reference to a Web service (`service-ref`)

The syntax for these elements is now held in the JavaServer Pages specification version 2.1, and the Java EE specification version 5.0.

SRV.14.4.2 Packaging and Deployment of JAX-WS Components

Web containers may choose to support running components written to implement a Web service endpoint as defined by the JAX-RPC and/or JAX-WS specifications. Web containers embedded in a JavaEE conformant implementation are required to support JAX-RPC and JAX-WS web service components. This section describes the packaging and deployment model for such JAX-RPC and JAX-WS Web component implementations.

JSR-109 [<http://jcp.org/jsr/detail/109.jsp>] defines the model for packaging a Web service interface with its associated WSDL description and associated classes. It defines a mechanism for JAX-WS and JAX-RPC enabled Web containers to link to a component that implements this Web service. A JAX-WS or JAX-RPC Web service implementation component uses the APIs defined by the JAX-WS and/or JAX-RPC specifications, which defines its contract with the JAX-WS and/or JAX-WS enabled Web containers. It is packaged into the WAR file. The Web service developer makes a declaration of this component using the usual `<servlet>` declaration.

JAX-WS and JAX-RPC enabled Web containers must support the developer in using the Web deployment descriptor to define the following information for the endpoint implementation component, using the same syntax as for HTTP Servlet components using the `servlet` element. The child elements are used to specify endpoint information in the following way:

- the `servlet-name` element defines a logical name which may be used to locate this endpoint description among the other Web components in the WAR
- the `servlet-class` element provides the fully qualified Java class name of this endpoint implementation
- the `description` element(s) may be used to describe the component and may be displayed in a tool
- the `load-on-startup` element specifies the order in which the component is initialized relative to other Web components in the Web container
- the `security-role-ref` element may be used to test whether the authenticated user is in a logical security role
- the `run-as` element may be used to override the identity propagated to EJBs called by this component

Any servlet initialization parameters defined by the developer for this Web component may be ignored by the container. Additionally, the JAX-WS and JAX-RPC enabled Web component inherits the traditional Web component mechanisms for defining the following information:

- mapping of the component to the Web container's URL namespace using the servlet mapping technique
- authorization constraints on Web components using security constraints
- the ability to use servlet filters to provide low-level byte stream support for manipulating JAX-WS and/or JAX-RPC messages using the filter mapping technique
- the timeout characteristics of any HTTP sessions that are associated with the component
- links to Java EE objects stored in the JNDI namespace

SRV.14.4.3 Rules for Processing the Deployment Descriptor

The containers and tools that are part of Java EE technology-compliant implementation are required to validate the deployment descriptor against the XML schema for structural correctness. The validation is recommended, but not required for the web containers and tools that are not part of a Java EE technology compliant implementation.

SRV.14.5 Annotations and Resource Injection

The Java Metadata specification (JSR-175), which is part of J2SE 5.0 and greater, provides a means of specifying configuration data in Java code. Metadata in Java code is also referred to as annotations. In Java EE annotations are used to declare dependencies on external resources and configuration data in Java code without the need to define that data in a configuration file.

This section describes the behavior of annotations and resource injection in a Java EE technology compliant Servlet containers. This section expands on the Java EE 5 specification section 5 titled “Resources, Naming, and Injection.”

Annotations must be supported on the following container managed classes that implement the following interfaces and are declared in the web application deployment descriptor.

Table 14.1: Components and Interfaces supporting Annotations and Dependency Injection

Component Type	Classes implementing the following interfaces
Servlets	<code>javax.servlet.Servlet</code>
Filters	<code>javax.servlet.Filter</code>
Listeners	<code>javax.servlet.ServletContextListener</code> <code>javax.servlet.ServletContextAttributeListener</code> <code>javax.servlet.ServletRequestListener</code> <code>javax.servlet.ServletRequestAttributeListener</code> <code>javax.servlet.http.HttpSessionListener</code> <code>javax.servlet.http.HttpSessionAttributeListener</code>

Classes other than the those above declaring annotations described in this section are not required to be injected with resource references.

References must be injected prior to any lifecycle methods being called and the component instance being made available the the application.

In a web application, classes using resource injection will have their annotations processed only if they are located in the `WEB-INF/classes` directory, or if they are packaged in a jar file located in `WEB-INF/lib`. Containers may optionally process resource injection annotations for classes found elsewhere in the application’s classpath.

The web application deployment descriptor contains a new “metadata-complete” attribute on the web-app element. The “metadata-complete” attribute

defines whether the web descriptor is complete, or whether the class files of the jar file should be examined for annotations that specify deployment information. If “metadata-complete” is set to "true", the deployment tool must ignore any Servlet annotations present in the class files of the application. If the full attribute is not specified or is set to "false", the deployment tool must examine the class files of the application for annotations, as previously specified.

Following are the annotations that are required by a Java EE technology compliant web container.

SRV.14.5.1 @DeclaresRoles

This annotation is used to define the security roles that comprise the security model of the application. This annotation is specified on a class, and it typically would be used to define roles that could be tested (i.e., by calling `isUserInRole`) from within the methods of the annotated class. It could also be used to declare application roles that are not implicitly declared as the result of their use in a `@DeclaresRoles` annotation on the class implementing the `javax.servlet.Servlet` interface or a subclass thereof.

Following is an example of how this annotation would be used.

```
@DeclaresRoles("BusinessAdmin")
public class CalculatorServlet {
    //...
}
```

Declaring `@DeclaresRoles("BusinessAdmin")` is equivalent to defining the following in the `web.xml`.

```
<web-app>
  <security-role>
    <role-name>BusinessAdmin</role-name>
  </security-role>
</web-app>
```

This annotation is not used to relink application roles to other roles. When such linking is necessary, it is accomplished by defining an appropriate `security-role-ref` in the associated deployment descriptor.

When a call is made to `isUserInRole` from the annotated class, the caller identity associated with the invocation of the class is tested for membership in the role with the same name as the argument to `isCallerInRole`. If a `security-`

`role-ref` has been defined for the argument `role-name` the caller is tested for membership in the role mapped to the `role-name`.

For further details on the `@DeclaresRoles` annotation refer to the Common Annotations for the Java™ Platform™ specification (JSR 250) section 2.10.

SRV.14.5.2 @EJB Annotation

Enterprise JavaBeans™ 3.0 (EJB) components may be referenced from a web component using the `@EJB` annotation. The `@EJB` annotation provides the equivalent functionality of declaring the `ejb-ref` or `ejb-local-ref` elements in the deployment descriptor. Fields that have a corresponding `@EJB` annotation are injected with the a reference to the corresponding EJB component.

An example:

```
@EJB private ShoppingCart myCart;
```

In the case above a reference to the EJB component “`myCart`” is injected as the value of the private field “`myCart`” prior to the class declaring the injection being made available.

The behavior the `@EJB` annotation is further detailed in section 15.5 of the EJB 3.0 specification (JSR220).

SRV.14.5.3 @EJBs Annotation

The `@EJBs` annotation allows more than one `@EJB` annotations to be declared on a single resource.

An example:

```
@EJBs({@EJB( Calculator ), @EJB( ShoppingCart )})
public class ShoppingCartServlet {
    //...
}
```

The example above the EJB components `ShoppingCart` and `Calculator` are made available to `ShoppingCartServlet`. The `ShoppingCartServlet` must still look up the references using JNDI but the EJBs do not need to be declared in the `web.xml` file.

The `@EJBs` annotation is discussed in further detailed in section 15.5 of the EJB 3.0 specification (JSR220).

SRV.14.5.4 @Resource Annotation

The `@Resource` annotation is used to declare a reference to a resource such as a data source, Java Messaging Service (JMS) destination, or environment entry. This annotation is equivalent to declaring a `resource-ref`, `message-destination-ref` or `env-ref`, or `resource-env-ref` element in the deployment descriptor.

The `@Resource` annotation is specified on a class, method or field. The container is responsible injecting references to resources declared by the `@Resource` annotation and mapping it to the proper JNDI resources. See the Java EE Specification Chapter 5 for further details.

An example of a `@Resource` annotation follows:

```
@Resource private javax.sql.DataSource catalogDS;
public getProductsByCategory() {
    // get a connection and execute the query
    Connection conn = catalogDS.getConnection();
    ..
}
```

In the example code above, a servlet, filter, or listener declares a field `catalogDS` of type `javax.sql.DataSource` for which the reference to the data source is injected by the container prior to the component being made available to the application. The data source JNDI mapping is inferred from the field name “`catalogDS`” and type (`javax.sql.DataSource`). Moreover, the `catalogDS` resource no longer needs to be defined in the deployment descriptor.

The semantics of the `@Resource` annotation are further detailed in the Common Annotations for the Java™ Platform™ specification (JSR 250) Section 2.3 and Java EE Specification specification 5.2.3.

SRV.14.5.5 @PersistenceContext Annotation

This annotation specifies the container managed entity manager for referenced persistence units.

An example:

```
@PersistenceContext (type=EXTENDED)
```

```
EntityManager em;
```

The behavior the `@PersistenceContext` annotation is further detailed in section 8.4.1 of the Java Persistence document which is part of the EJB 3.0 specification (JSR220) and in section 15.11 of the EJB 3.0 specification.

SRV.14.5.6 @PersistenceContexts Annotation

The `PersistenceContexts` annotation allows more than one `@PersistenceContext` to be declared on a resource. The behavior the `@PersistenceContext` annotation is further detailed in section 8.4.1 of the Java Persistence document which is part of the EJB 3.0 specification (JSR220) and in section 15.11 of the EJB 3.0 specification.

SRV.14.5.7 @PersistenceUnit Annotation

The `@PersistenceUnit` annotation provides Enterprise Java Beans components declared in a servlet a reference to a entity manager factory. The entity manager factory is bound to a separate `persistence.xml` configuration file as described in section 5.10 of the EJB 3.0 specification (JSR220).

An example:

```
@PersistenceUnit  
EntityManagerFactory emf;
```

The behavior the `@PersistenceUnit` annotation is further detailed in section 8.4.2 of the Java Persistence document which is part of the EJB 3.0 specification (JSR220) and in section 15.10 of the EJB 3.0 specification.

SRV.14.5.8 @PersistenceUnits Annotation

This annotation allows for more than one `@PersistentUnit` annotations to be declared on a resource. The behavior the `@PersistenceUnits` annotation is further detailed in section 8.4.2 of the Java Persistence document which is part of the EJB 3.0 specification (JSR220) and in section 15.10 of the EJB 3.0 specification..

SRV.14.5.9 @PostConstruct Annotation

The `@PostConstruct` annotation is declared on a method that does not take any arguments, and must not throw any checked exceptions. The return value must be void. The method **MUST** be called after the resources injections have been completed and before any lifecycle methods on the component are called.

An example:

```
@PostConstruct
public void postConstruct() {
    ...
}
```

The example above shows a method using the `@PostConstruct` annotation.

The `@PostConstruct` annotation **MUST** be supported by all classes that support dependency injection and called even if the class does not request any resources to be injected. If the method throws an unchecked exception the class **MUST** not be put into service and no method on that instance can be called.

Refer to the Java EE specification section 2.5 and the Common Annotations for the Java™ Platform™ specification section 2.5 for more details.

SRV.14.5.10 @PreDestroy Annotation

The `@PreDestroy` annotation is declared on a method of a container managed component. The method is called prior to component being removed by the container.

An example:

```
@PreDestroy
public void cleanup() {
    // clean up any open resources
    ...
}
```

The method annotated with `@PreDestroy` must return void and must not throw a checked exception. The method may be public, protected, package private or private. The method must not be static however it may be final.

Refer to the JSR 250 section 2.6 for more details.

SRV.14.5.11 @Resources Annotation

The `@Resources` annotation acts as a container for multiple `@Resource` annotations because the Java MetaData specification does not allow for multiple annotations with the same name on the same annotation target.

An example:

```
@Resources ({
    @Resource(name="myDB" type=javax.sql.DataSource),
    @Resource(name="myMQ" type=javax.jms.ConnectionFactory)
})
public class CalculatorServlet {
    //...
}
```

In the example above a JMS connection factory and a data source are made available to the `CalculatorServlet` by means of an `@Resources` annotation.

The semantics of the `@Resources` annotation are further detailed in the Common Annotations for the Java™ Platform™ specification (JSR 250) section 2.4.

SRV.14.5.12 @RunAs Annotation

The `@RunAs` annotation is equivalent to the `run-as` element in the deployment descriptor. The `@RunAs` annotation may only be defined in classes implementing the `javax.servlet.Servlet` interface or a subclass thereof.

An example:

```
@RunAs("Admin")
public class CalculatorServlet {

    @EJB private ShoppingCart myCart;

    public void doGet(HttpServletRequest req, HttpServletResponse res) {
        //....
        myCart.getTotal();
    }
}
```

```

        //....
    }
}
//....
}

```

The `@RunAs("Admin")` statement would be equivalent to defining the following in the `web.xml`.

```

<servlet>
  <servlet-name>CalculatorServlet</servlet-name>
  <run-as>Admin</run-as>
</servlet>

```

The example above shows how a servlet uses the `@RunAs` annotation to propagate the security identity “Admin” to an EJB component when the `myCart.getTotal()` method is called. For further details on propagating identities see SRV.14.3.1.

For further details on the `@RunAs` annotation refer to the Common Annotations for the Java™ Platform™ specification (JSR 250) section 2.6.

SRV.14.5.13 @WebServiceRef Annotation

The `@WebServiceRef` annotation provides a reference to a web service in a web component in same way as a `resource-ref` element would in the deployment descriptor.

An example:

```
@WebServiceRef private MyService service;
```

In this example a reference to the web service “MyService” will be injected to the class declaring the annotation.

This annotation and behavior are further detailed in the JAX-WS Specification (JSR 224) section 7.

SRV.14.5.14 @WebServiceRefs Annotation

This annotation allows for more than one `@WebServiceRef` annotations to be declared on a single resource. The behavior of this annotation is further detailed in the JAX-WS Specification (JSR 224) section 7.

CHAPTER SRV.15

javax.servlet

This chapter describes the `javax.servlet` package. The chapter includes content that is generated automatically from javadoc embedded in the actual Java classes and interfaces. This allows the creation of a single, authoritative, specification document.

SRV.15.1 Generic Servlet Interfaces and Classes

The *javax.servlet* package contains a number of classes and interfaces that describe and define the contracts between a servlet class and the runtime environment provided for an instance of such a class by a conforming servlet container.

The *Servlet* interface is the central abstraction of the servlet API. All servlets implement this interface either directly, or more commonly, by extending a class that implements the interface. The two classes in the servlet API that implement the *Servlet* interface are *GenericServlet* and *HttpServlet*. For most purposes, developers will extend *HttpServlet* to implement their servlets while implementing web applications employing the HTTP protocol.

The basic *Servlet* interface defines a *service* method for handling client requests. This method is called for each request that the servlet container routes to an instance of a servlet.

SRV.15.2 The javax.servlet package

The following section summarizes the javax.servlet package:

Class Summary	
Interfaces	
Filter	A filter is an object that performs filtering tasks on either the request to a resource (a servlet or static content), or on the response from a resource, or both. Filters perform filtering in the <code>doFilter</code> method.
FilterChain	A <code>FilterChain</code> is an object provided by the servlet container to the developer giving a view into the invocation chain of a filtered request for a resource.
FilterConfig	A filter configuration object used by a servlet container to pass information to a filter during initialization.
RequestDispatcher	Defines an object that receives requests from the client and sends them to any resource (such as a servlet, HTML file, or JSP file) on the server.
Servlet	Defines methods that all servlets must implement.
ServletConfig	A servlet configuration object used by a servlet container to pass information to a servlet during initialization.
ServletContext	Defines a set of methods that a servlet uses to communicate with its servlet container, for example, to get the MIME type of a file, dispatch requests, or write to a log file.
ServletContextAttributeListener	Implementations of this interface receive notifications of changes to the attribute list on the servlet context of a web application.
ServletContextListener	Implementations of this interface receive notifications about changes to the servlet context of the web application they are part of.
ServletRequest	Defines an object to provide client request information to a servlet.
ServletRequestAttributeListener	A <code>ServletRequestAttributeListener</code> can be implemented by the developer interested in being notified of request attribute changes.

Class Summary	
ServletRequestListener	A ServletRequestListener can be implemented by the developer interested in being notified of requests coming in and out of scope in a web component.
ServletResponse	Defines an object to assist a servlet in sending a response to the client.
SingleThreadModel	Ensures that servlets handle only one request at a time.
Classes	
GenericServlet	Defines a generic, protocol-independent servlet.
ServletContextAttributeEvent	This is the event class for notifications about changes to the attributes of the servlet context of a web application.
ServletContextEvent	This is the event class for notifications about changes to the servlet context of a web application.
ServletInputStream	Provides an input stream for reading binary data from a client request, including an efficient readLine method for reading data one line at a time.
ServletOutputStream	Provides an output stream for sending binary data to the client.
ServletRequestAttributeEvent	This is the event class for notifications of changes to the attributes of ServletRequest in an application.
ServletRequestEvent	Events of this kind indicate lifecycle events for a ServletRequest.
ServletRequestWrapper	Provides a convenient implementation of the ServletRequest interface that can be subclassed by developers wishing to adapt the request to a Servlet.
ServletResponseWrapper	Provides a convenient implementation of the ServletResponse interface that can be subclassed by developers wishing to adapt the response from a Servlet.
Exceptions	

Class Summary	
ServletException	Defines a general exception a servlet can throw when it encounters difficulty.
UnavailableException	Defines an exception that a servlet or filter throws to indicate that it is permanently or temporarily unavailable.

SRV.15.2.1 Filter

```
public interface Filter
```

A filter is an object that performs filtering tasks on either the request to a resource (a servlet or static content), or on the response from a resource, or both.

Filters perform filtering in the `doFilter` method. Every Filter has access to a `FilterConfig` object from which it can obtain its initialization parameters, a reference to the `ServletContext` which it can use, for example, to load resources needed for filtering tasks.

Filters are configured in the deployment descriptor of a web application

Examples that have been identified for this design are

- 1) Authentication Filters
- 2) Logging and Auditing Filters
- 3) Image conversion Filters
- 4) Data compression Filters
- 5) Encryption Filters
- 6) Tokenizing Filters
- 7) Filters that trigger resource access events
- 8) XSL/T filters
- 9) Mime-type chain Filter

Since: Servlet 2.3

SRV.15.2.1.1 Methods

destroy()

```
public void destroy()
```

Called by the web container to indicate to a filter that it is being taken out of service. This method is only called once all threads within the filter's `doFilter` method have exited or after a timeout period has passed. After the web container calls this method, it will not call the `doFilter` method again on this

instance of the filter.

This method gives the filter an opportunity to clean up any resources that are being held (for example, memory, file handles, threads) and make sure that any persistent state is synchronized with the filter's current state in memory.

doFilter(ServletRequest, ServletResponse, FilterChain)

```
public void doFilter(ServletRequest request,  
ServletResponse response, FilterChain chain)  
throws IOException, ServletException
```

The doFilter method of the Filter is called by the container each time a request/response pair is passed through the chain due to a client request for a resource at the end of the chain. The FilterChain passed in to this method allows the Filter to pass on the request and response to the next entity in the chain.

A typical implementation of this method would follow the following pattern:-

1. Examine the request
2. Optionally wrap the request object with a custom implementation to filter content or headers for input filtering
3. Optionally wrap the response object with a custom implementation to filter content or headers for output filtering
4. a) **Either** invoke the next entity in the chain using the FilterChain object (chain.doFilter()),
b) **or** not pass on the request/response pair to the next entity in the filter chain to block the request processing
5. Directly set headers on the response after invocation of the next entity in the filter chain.

Throws:

[ServletException](#), IOException

init(FilterConfig)

```
public void init(FilterConfig filterConfig)  
throws ServletException
```

Called by the web container to indicate to a filter that it is being placed into service. The servlet container calls the init method exactly once after instantiating the filter. The init method must complete successfully before the filter is asked to do any filtering work.

The web container cannot place the filter into service if the init method either

1. Throws a ServletException
2. Does not return within a time period defined by the web container

Throws:[ServletException](#)**SRV.15.2.2 FilterChain**

```
public interface FilterChain
```

A FilterChain is an object provided by the servlet container to the developer giving a view into the invocation chain of a filtered request for a resource. Filters use the FilterChain to invoke the next filter in the chain, or if the calling filter is the last filter in the chain, to invoke the resource at the end of the chain.

Since: Servlet 2.3

See Also: [Filter](#)

SRV.15.2.2.1 Methods**doFilter(ServletRequest, ServletResponse)**

```
public void doFilter(ServletRequest request,  
ServletResponse response)  
throws IOException, ServletException
```

Causes the next filter in the chain to be invoked, or if the calling filter is the last filter in the chain, causes the resource at the end of the chain to be invoked.

Parameters:

request - the request to pass along the chain.

response - the response to pass along the chain.

Throws:

[ServletException](#), IOException

Since: 2.3

SRV.15.2.3 FilterConfig

```
public interface FilterConfig
```

A filter configuration object used by a servlet container to pass information to a filter during initialization.

Since: Servlet 2.3

See Also: [Filter](#)

SRV.15.2.3.1 Methods

getFilterName()

```
public java.lang.String getFilterName()
```

Returns the filter-name of this filter as defined in the deployment descriptor.

getInitParameter(String)

```
public java.lang.String getInitParameter(java.lang.String name)
```

Returns a `String` containing the value of the named initialization parameter, or null if the parameter does not exist.

Parameters:

name - a `String` specifying the name of the initialization parameter

Returns: a `String` containing the value of the initialization parameter

getInitParameterNames()

```
public java.util.Enumeration getInitParameterNames()
```

Returns the names of the filter's initialization parameters as an `Enumeration` of `String` objects, or an empty `Enumeration` if the filter has no initialization parameters.

Returns: an `Enumeration` of `String` objects containing the names of the filter's initialization parameters

getServletContext()

```
public ServletContext getServletContext()
```

Returns a reference to the [ServletContext](#) in which the caller is executing.

Returns: a [ServletContext](#) object, used by the caller to interact with its servlet container

See Also: [ServletContext](#)

SRV.15.2.4 GenericServlet

```
public abstract class GenericServlet implements  
javax.servlet.Servlet, javax.servlet.ServletConfig,  
java.io.Serializable
```

All Implemented Interfaces: `java.io.Serializable`, [Servlet](#), [ServletConfig](#)

Direct Known Subclasses: [javax.servlet.http.HttpServlet](#)

Defines a generic, protocol-independent servlet. To write an HTTP servlet for use on the Web, extend [javax.servlet.http.HttpServlet](#) instead.

`GenericServlet` implements the `Servlet` and `ServletConfig` interfaces. `GenericServlet` may be directly extended by a servlet, although it's more common to extend a protocol-specific subclass such as `HttpServlet`.

`GenericServlet` makes writing servlets easier. It provides simple versions of the lifecycle methods `init` and `destroy` and of the methods in the `ServletConfig` interface. `GenericServlet` also implements the `log` method, declared in the `ServletContext` interface.

To write a generic servlet, you need only override the abstract `service` method.

SRV.15.2.4.1 Constructors

GenericServlet()

```
public GenericServlet()
```

Does nothing. All of the servlet initialization is done by one of the `init` methods.

SRV.15.2.4.2 Methods

destroy()

```
public void destroy()
```

Called by the servlet container to indicate to a servlet that the servlet is being taken out of service. See [Servlet.destroy\(\)](#).

Specified By: [Servlet.destroy\(\)](#) in interface [Servlet](#)

getInitParameter(String)

```
public java.lang.String getInitParameter(java.lang.String name)
```

Returns a `String` containing the value of the named initialization parameter, or `null` if the parameter does not exist. See [ServletConfig.getInitParameter\(String\)](#).

This method is supplied for convenience. It gets the value of the named parameter from the servlet's `ServletConfig` object.

Specified By: [ServletConfig.getInitParameter\(String\)](#) in interface [ServletConfig](#)

Parameters:

`name` - a `String` specifying the name of the initialization parameter

Returns: String a String containing the value of the initialization parameter

getInitParameterNames()

```
public java.util.Enumeration getInitParameterNames()
```

Returns the names of the servlet's initialization parameters as an Enumeration of String objects, or an empty Enumeration if the servlet has no initialization parameters. See

[ServletConfig.getInitParameterNames\(\)](#) .

This method is supplied for convenience. It gets the parameter names from the servlet's ServletConfig object.

Specified By: [ServletConfig.getInitParameterNames\(\)](#) in interface [ServletConfig](#)

Returns: Enumeration an enumeration of String objects containing the names of the servlet's initialization parameters

getServletConfig()

```
public ServletConfig getServletConfig()
```

Returns this servlet's [ServletConfig](#) object.

Specified By: [Servlet.getServletConfig\(\)](#) in interface [Servlet](#)

Returns: ServletConfig the ServletConfig object that initialized this servlet

getServletContext()

```
public ServletContext getServletContext()
```

Returns a reference to the [ServletContext](#) in which this servlet is running. See [ServletConfig.getServletContext\(\)](#) .

This method is supplied for convenience. It gets the context from the servlet's ServletConfig object.

Specified By: [ServletConfig.getServletContext\(\)](#) in interface [ServletConfig](#)

Returns: ServletContext the ServletContext object passed to this servlet by the init method

getServletInfo()

```
public java.lang.String getServletInfo()
```

Returns information about the servlet, such as author, version, and copyright. By default, this method returns an empty string. Override this method to have it return a meaningful value. See [Servlet.getServletInfo\(\)](#) .

Specified By: [Servlet.getServletInfo\(\)](#) in interface [Servlet](#)

Returns: String information about this servlet, by default an empty string

getServletName()

```
public java.lang.String getServletName()
```

Returns the name of this servlet instance. See [ServletConfig.getServletName\(\)](#) .

Specified By: [ServletConfig.getServletName\(\)](#) in interface [ServletConfig](#)

Returns: the name of this servlet instance

init()

```
public void init()  
throws ServletException
```

A convenience method which can be overridden so that there's no need to call `super.init(config)`.

Instead of overriding [init\(ServletConfig\)](#) , simply override this method and it will be called by `GenericServlet.init(ServletConfig config)`. The [ServletConfig](#) object can still be retrieved via [getServletConfig\(\)](#) .

Throws:

[ServletException](#) - if an exception occurs that interrupts the servlet's normal operation

init(ServletConfig)

```
public void init(ServletConfig config)  
throws ServletException
```

Called by the servlet container to indicate to a servlet that the servlet is being placed into service. See [Servlet.init\(ServletConfig\)](#) .

This implementation stores the [ServletConfig](#) object it receives from the servlet container for later use. When overriding this form of the method, call `super.init(config)`.

Specified By: [Servlet.init\(ServletConfig\)](#) in interface [Servlet](#)

Parameters:

`config` - the [ServletConfig](#) object that contains configuration information for this servlet

Throws:

[ServletException](#) - if an exception occurs that interrupts the servlet's normal operation

See Also: [UnavailableException](#)

log(String)

```
public void log(java.lang.String msg)
```

Writes the specified message to a servlet log file, prepended by the servlet's name. See [ServletContext.log\(String\)](#).

Parameters:

msg - a String specifying the message to be written to the log file

log(String, Throwable)

```
public void log(java.lang.String message, java.lang.Throwable t)
```

Writes an explanatory message and a stack trace for a given Throwable exception to the servlet log file, prepended by the servlet's name. See [ServletContext.log\(String, Throwable\)](#).

Parameters:

message - a String that describes the error or exception

t - the java.lang.Throwable error or exception

service(ServletRequest, ServletResponse)

```
public abstract void service(ServletRequest req,  
ServletResponse res)  
throws ServletException, IOException
```

Called by the servlet container to allow the servlet to respond to a request. See [Servlet.service\(ServletRequest, ServletResponse\)](#).

This method is declared abstract so subclasses, such as `HttpServlet`, must override it.

Specified By: [Servlet.service\(ServletRequest, ServletResponse\)](#) in interface [Servlet](#)

Parameters:

req - the `ServletRequest` object that contains the client's request

res - the `ServletResponse` object that will contain the servlet's response

Throws:

[ServletException](#) - if an exception occurs that interferes with the servlet's normal operation occurred

`IOException` - if an input or output exception occurs

SRV.15.2.5 RequestDispatcher

```
public interface RequestDispatcher
```

Defines an object that receives requests from the client and sends them to any resource (such as a servlet, HTML file, or JSP file) on the server. The servlet container creates the RequestDispatcher object, which is used as a wrapper around a server resource located at a particular path or given by a particular name.

This interface is intended to wrap servlets, but a servlet container can create RequestDispatcher objects to wrap any type of resource.

See Also: [ServletContext.getRequestDispatcher\(String\)](#), [ServletContext.getNamedDispatcher\(String\)](#), [ServletRequest.getRequestDispatcher\(String\)](#)

SRV.15.2.5.1 Methods

forward(ServletRequest, ServletResponse)

```
public void forward(ServletRequest request,
ServletResponse response)
    throws ServletException, IOException
```

Forwards a request from a servlet to another resource (servlet, JSP file, or HTML file) on the server. This method allows one servlet to do preliminary processing of a request and another resource to generate the response.

For a RequestDispatcher obtained via `getRequestDispatcher()`, the ServletRequest object has its path elements and parameters adjusted to match the path of the target resource.

`forward` should be called before the response has been committed to the client (before response body output has been flushed). If the response already has been committed, this method throws an `IllegalStateException`. Uncommitted output in the response buffer is automatically cleared before the forward.

The request and response parameters must be either the same objects as were passed to the calling servlet's service method or be subclasses of the [ServletRequestWrapper](#) or [ServletResponseWrapper](#) classes that wrap them.

Parameters:

`request` - a [ServletRequest](#) object that represents the request the client makes of the servlet

`response` - a [ServletResponse](#) object that represents the response the servlet returns to the client

Throws:

[ServletException](#) - if the target resource throws this exception

[IOException](#) - if the target resource throws this exception

[IllegalStateException](#) - if the response was already committed

include(ServletRequest, ServletResponse)

```
public void include(ServletRequest request,  
ServletResponse response)  
throws ServletException, IOException
```

Includes the content of a resource (servlet, JSP page, HTML file) in the response. In essence, this method enables programmatic server-side includes.

The [ServletResponse](#) object has its path elements and parameters remain unchanged from the caller's. The included servlet cannot change the response status code or set headers; any attempt to make a change is ignored.

The request and response parameters must be either the same objects as were passed to the calling servlet's service method or be subclasses of the [ServletRequestWrapper](#) or [ServletResponseWrapper](#) classes that wrap them.

Parameters:

request - a [ServletRequest](#) object that contains the client's request

response - a [ServletResponse](#) object that contains the servlet's response

Throws:

[ServletException](#) - if the included resource throws this exception

[IOException](#) - if the included resource throws this exception

SRV.15.2.6 Servlet

```
public interface servlet
```

All Known Implementing Classes: [GenericServlet](#)

Defines methods that all servlets must implement.

A servlet is a small Java program that runs within a Web server. Servlets receive and respond to requests from Web clients, usually across HTTP, the HyperText Transfer Protocol.

To implement this interface, you can write a generic servlet that extends `javax.servlet.GenericServlet` or an HTTP servlet that extends `javax.servlet.http.HttpServlet`.

This interface defines methods to initialize a servlet, to service requests, and to remove a servlet from the server. These are known as life-cycle methods and are called in the following sequence:

1. The servlet is constructed, then initialized with the `init` method.
2. Any calls from clients to the `service` method are handled.
3. The servlet is taken out of service, then destroyed with the `destroy` method, then garbage collected and finalized.

In addition to the life-cycle methods, this interface provides the `getServletConfig` method, which the servlet can use to get any startup information, and the `getServletInfo` method, which allows the servlet to return basic information about itself, such as author, version, and copyright.

See Also: [GenericServlet](#), [javax.servlet.http.HttpServlet](#)

SRV.15.2.6.1 *Methods*

destroy()

```
public void destroy()
```

Called by the servlet container to indicate to a servlet that the servlet is being taken out of service. This method is only called once all threads within the servlet's `service` method have exited or after a timeout period has passed. After the servlet container calls this method, it will not call the `service` method again on this servlet.

This method gives the servlet an opportunity to clean up any resources that are being held (for example, memory, file handles, threads) and make sure that any persistent state is synchronized with the servlet's current state in memory.

getServletConfig()

```
public ServletConfig getServletConfig()
```

Returns a [ServletConfig](#) object, which contains initialization and startup parameters for this servlet. The `ServletConfig` object returned is the one passed to the `init` method.

Implementations of this interface are responsible for storing the `ServletConfig` object so that this method can return it. The [GenericServlet](#) class, which implements this interface, already does this.

Returns: the `ServletConfig` object that initializes this servlet

See Also: [init\(ServletConfig\)](#)

getServletInfo()

```
public java.lang.String getServletInfo()
```

Returns information about the servlet, such as author, version, and copyright.

The string that this method returns should be plain text and not markup of any kind (such as HTML, XML, etc.).

Returns: a String containing servlet information

init(ServletConfig)

```
public void init(ServletConfig config)  
throws ServletException
```

Called by the servlet container to indicate to a servlet that the servlet is being placed into service.

The servlet container calls the `init` method exactly once after instantiating the servlet. The `init` method must complete successfully before the servlet can receive any requests.

The servlet container cannot place the servlet into service if the `init` method

1. Throws a `ServletException`
2. Does not return within a time period defined by the Web server

Parameters:

`config` - a `ServletConfig` object containing the servlet's configuration and initialization parameters

Throws:

[ServletException](#) - if an exception has occurred that interferes with the servlet's normal operation

See Also: [UnavailableException](#), [getServletConfig\(\)](#)

service(ServletRequest, ServletResponse)

```
public void service(ServletRequest req, ServletResponse res)  
throws ServletException, IOException
```

Called by the servlet container to allow the servlet to respond to a request.

This method is only called after the servlet's `init()` method has completed successfully.

The status code of the response always should be set for a servlet that throws or sends an error.

Servlets typically run inside multithreaded servlet containers that can handle multiple requests concurrently. Developers must be aware to synchronize access to any shared resources such as files, network connections, and as well

as the servlet's class and instance variables. More information on multi-threaded programming in Java is available in the Java tutorial on multi-threaded programming (<http://java.sun.com/Series/Tutorial/java/threads/multithreaded.html>).

Parameters:

req - the `ServletRequest` object that contains the client's request

res - the `ServletResponse` object that contains the servlet's response

Throws:

[ServletException](#) - if an exception occurs that interferes with the servlet's normal operation

`IOException` - if an input or output exception occurs

SRV.15.2.7 ServletConfig

```
public interface ServletConfig
```

All Known Implementing Classes: [GenericServlet](#)

A servlet configuration object used by a servlet container to pass information to a servlet during initialization.

SRV.15.2.7.1 Methods

getInitParameter(String)

```
public java.lang.String getInitParameter(java.lang.String name)
```

Returns a `String` containing the value of the named initialization parameter, or `null` if the parameter does not exist.

Parameters:

name - a `String` specifying the name of the initialization parameter

Returns: a `String` containing the value of the initialization parameter

getInitParameterNames()

```
public java.util.Enumeration getInitParameterNames()
```

Returns the names of the servlet's initialization parameters as an `Enumeration` of `String` objects, or an empty `Enumeration` if the servlet has no initialization parameters.

Returns: an `Enumeration` of `String` objects containing the names of the servlet's initialization parameters

getServletContext()

```
public ServletContext getServletContext()
```

Returns a reference to the [ServletContext](#) in which the caller is executing.

Returns: a [ServletContext](#) object, used by the caller to interact with its servlet container

See Also: [ServletContext](#)

getServletName()

```
public java.lang.String getServletName()
```

Returns the name of this servlet instance. The name may be provided via server administration, assigned in the web application deployment descriptor, or for an unregistered (and thus unnamed) servlet instance it will be the servlet's class name.

Returns: the name of the servlet instance

SRV.15.2.8 ServletContext

```
public interface ServletContext
```

Defines a set of methods that a servlet uses to communicate with its servlet container, for example, to get the MIME type of a file, dispatch requests, or write to a log file.

There is one context per “web application” per Java Virtual Machine. (A “web application” is a collection of servlets and content installed under a specific subset of the server's URL namespace such as /catalog and possibly installed via a .war file.)

In the case of a web application marked “distributed” in its deployment descriptor, there will be one context instance for each virtual machine. In this situation, the context cannot be used as a location to share global information (because the information won't be truly global). Use an external resource like a database instead.

The `ServletContext` object is contained within the [ServletConfig](#) object, which the Web server provides the servlet when the servlet is initialized.

See Also: [Servlet.getServletConfig\(\)](#), [ServletConfig.getServletContext\(\)](#)

SRV.15.2.8.1 Methods

getAttribute(String)

```
public java.lang.Object getAttribute(java.lang.String name)
```

Returns the servlet container attribute with the given name, or `null` if there is no attribute by that name. An attribute allows a servlet container to give the servlet additional information not already provided by this interface. See your server documentation for information about its attributes. A list of supported attributes can be retrieved using `getAttributeNames`.

The attribute is returned as a `java.lang.Object` or some subclass. Attribute names should follow the same convention as package names. The Java Servlet API specification reserves names matching `java.*`, `javax.*`, and `sun.*`.

Parameters:

`name` - a `String` specifying the name of the attribute

Returns: an `Object` containing the value of the attribute, or `null` if no attribute exists matching the given name

See Also: [getAttributeNames\(\)](#)

getAttributeNames()

```
public java.util.Enumeration getAttributeNames()
```

Returns an `Enumeration` containing the attribute names available within this servlet context. Use the [getAttribute\(String\)](#) method with an attribute name to get the value of an attribute.

Returns: an `Enumeration` of attribute names

See Also: [getAttribute\(String\)](#)

getContext(String)

```
public ServletContext getContext(java.lang.String uripath)
```

Returns a `ServletContext` object that corresponds to a specified URL on the server.

This method allows servlets to gain access to the context for various parts of the server, and as needed obtain [RequestDispatcher](#) objects from the context. The given path must begin with `"/`, is interpreted relative to the server's document root and is matched against the context roots of other web applications hosted on this container.

In a security conscious environment, the servlet container may return `null` for a given URL.

Parameters:

`uripath` - a `String` specifying the context path of another web application in the container.

Returns: the `ServletContext` object that corresponds to the named URL, or `null` if either none exists or the container wishes to restrict this access.

See Also: [RequestDispatcher](#)

getContextPath()

```
public java.lang.String getContextPath()
```

Returns the context path of the web application. The context path is the portion of the request URI that is used to select the context of the request. The context path always come first in a request URI. The path starts with a "/" character but does not end with a "/" character. For servlets in the default (root) context, this method returns "".

It is possible that a servlet container may match a context by more than one context path. In such cases `getContextPath()` will return the actual context path used by the request and it may differ from the path returned by this method. The context path returned by this method should be considered as the prime or preferred context path of the application.

Returns: The context path of the web application.

getInitParameter(String)

```
public java.lang.String getInitParameter(java.lang.String name)
```

Returns a `String` containing the value of the named context-wide initialization parameter, or `null` if the parameter does not exist.

This method can make available configuration information useful to an entire “web application”. For example, it can provide a webmaster’s email address or the name of a system that holds critical data.

Parameters:

`name` - a `String` containing the name of the parameter whose value is requested

Returns: a `String` containing at least the servlet container name and version number

See Also: [ServletConfig.getInitParameter\(String\)](#)

getInitParameterNames()

```
public java.util.Enumeration getInitParameterNames()
```

Returns the names of the context’s initialization parameters as an `Enumeration` of `String` objects, or an empty `Enumeration` if the context has no initialization parameters.

Returns: an `Enumeration` of `String` objects containing the names of the context’s initialization parameters

See Also: [ServletConfig.getInitParameter\(String\)](#)

getMajorVersion()

```
public int getMajorVersion()
```

Returns the major version of the Java Servlet API that this servlet container supports. All implementations that comply with Version 2.4 must have this method return the integer 2.

Returns: 2

getMimeType(String)

```
public java.lang.String getMimeType(java.lang.String file)
```

Returns the MIME type of the specified file, or null if the MIME type is not known. The MIME type is determined by the configuration of the servlet container, and may be specified in a web application deployment descriptor. Common MIME types are “text/html” and “image/gif”.

Parameters:

file - a String specifying the name of a file

Returns: a String specifying the file’s MIME type

getMinorVersion()

```
public int getMinorVersion()
```

Returns the minor version of the Servlet API that this servlet container supports. All implementations that comply with Version 2.4 must have this method return the integer 4.

Returns: 4

getNamedDispatcher(String)

```
public RequestDispatcher getNamedDispatcher(java.lang.String name)
```

Returns a [RequestDispatcher](#) object that acts as a wrapper for the named servlet.

Servlets (and JSP pages also) may be given names via server administration or via a web application deployment descriptor. A servlet instance can determine its name using [ServletConfig.getServletName\(\)](#).

This method returns null if the ServletContext cannot return a RequestDispatcher for any reason.

Parameters:

name - a String specifying the name of a servlet to wrap

Returns: a RequestDispatcher object that acts as a wrapper for the named servlet, or null if the ServletContext cannot return a RequestDispatcher

See Also: [RequestDispatcher](#), [getContext\(String\)](#), [ServletConfig.getServletName\(\)](#)

getRealPath(String)

```
public java.lang.String getRealPath(java.lang.String path)
```

Returns a `String` containing the real path for a given virtual path. For example, the path `"/index.html"` returns the absolute file path on the server's file-system would be served by a request for `"http://host/contextPath/index.html"`, where `contextPath` is the context path of this `ServletContext`.

The real path returned will be in a form appropriate to the computer and operating system on which the servlet container is running, including the proper path separators. This method returns `null` if the servlet container cannot translate the virtual path to a real path for any reason (such as when the content is being made available from a `.war` archive).

Parameters:

`path` - a `String` specifying a virtual path

Returns: a `String` specifying the real path, or `null` if the translation cannot be performed

getRequestDispatcher(String)

```
public RequestDispatcher getRequestDispatcher(java.lang.String path)
```

Returns a [RequestDispatcher](#) object that acts as a wrapper for the resource located at the given path. A `RequestDispatcher` object can be used to forward a request to the resource or to include the resource in a response. The resource can be dynamic or static.

The pathname must begin with a `"/"` and is interpreted as relative to the current context root. Use `getContext` to obtain a `RequestDispatcher` for resources in foreign contexts. This method returns `null` if the `ServletContext` cannot return a `RequestDispatcher`.

Parameters:

`path` - a `String` specifying the pathname to the resource

Returns: a `RequestDispatcher` object that acts as a wrapper for the resource at the specified path, or `null` if the `ServletContext` cannot return a `RequestDispatcher`

See Also: [RequestDispatcher](#), [getContext\(String\)](#)

getResource(String)

```
public java.net.URL getResource(java.lang.String path)
    throws MalformedURLException
```

Returns a URL to the resource that is mapped to a specified path. The path must begin with a “/” and is interpreted as relative to the current context root.

This method allows the servlet container to make a resource available to servlets from any source. Resources can be located on a local or remote file system, in a database, or in a .war file.

The servlet container must implement the URL handlers and `URLConnection` objects that are necessary to access the resource.

This method returns `null` if no resource is mapped to the pathname.

Some containers may allow writing to the URL returned by this method using the methods of the `URL` class.

The resource content is returned directly, so be aware that requesting a .jsp page returns the JSP source code. Use a `RequestDispatcher` instead to include results of an execution.

This method has a different purpose than `java.lang.Class.getResource`, which looks up resources based on a class loader. This method does not use class loaders.

Parameters:

`path` - a `String` specifying the path to the resource

Returns: the resource located at the named path, or `null` if there is no resource at that path

Throws:

`MalformedURLException` - if the pathname is not given in the correct form

getResourceAsStream(String)

```
public java.io.InputStream getResourceAsStream(java.lang.String
    path)
```

Returns the resource located at the named path as an `InputStream` object.

The data in the `InputStream` can be of any type or length. The path must be specified according to the rules given in `getResource`. This method returns `null` if no resource exists at the specified path.

Meta-information such as content length and content type that is available via `getResource` method is lost when using this method.

The servlet container must implement the URL handlers and `URLConnection` objects necessary to access the resource.

This method is different from `java.lang.Class.getResourceAsStream`, which uses a class loader. This method allows servlet containers to make a resource available to a servlet from any location, without using a class loader.

Parameters:

path - a `String` specifying the path to the resource

Returns: the `InputStream` returned to the servlet, or `null` if no resource exists at the specified path

getResourcePaths(String)

```
public java.util.Set getResourcePaths(java.lang.String path)
```

Returns a directory-like listing of all the paths to resources within the web application whose longest sub-path matches the supplied path argument. Paths indicating subdirectory paths end with a `'/'`. The returned paths are all relative to the root of the web application and have a leading `'/'`. For example, for a web application containing

```
/welcome.html  
/catalog/index.html  
/catalog/products.html  
/catalog/offers/books.html  
/catalog/offers/music.html  
/customer/login.jsp  
/WEB-INF/web.xml  
/WEB-INF/classes/com.acme.OrderServlet.class,
```

```
getResourcePaths("/") returns {"/welcome.html", "/catalog/", "/customer/",  
"/WEB-INF/"}
```

```
getResourcePaths("/catalog/") returns {"/catalog/index.html", "/catalog/  
products.html", "/catalog/offers/"}
```

Parameters:

path - the partial path used to match the resources, which must start with a `/`

Returns: a `Set` containing the directory listing, or `null` if there are no resources in the web application whose path begins with the supplied path.

Since: Servlet 2.3

getServerInfo()

```
public java.lang.String getServerInfo()
```

Returns the name and version of the servlet container on which the servlet is running.

The form of the returned string is *servername/versionnumber*. For example, the JavaServer Web Development Kit may return the string JavaServer Web Dev Kit/1.0.

The servlet container may return other optional information after the primary string in parentheses, for example, JavaServer Web Dev Kit/1.0 (JDK 1.1.6; Windows NT 4.0 x86).

Returns: a String containing at least the servlet container name and version number

getServlet(String)

```
public Servlet getServlet(java.lang.String name)
    throws ServletException
```

Deprecated. As of Java Servlet API 2.1, with no direct replacement.

This method was originally defined to retrieve a servlet from a `ServletContext`. In this version, this method always returns `null` and remains only to preserve binary compatibility. This method will be permanently removed in a future version of the Java Servlet API.

In lieu of this method, servlets can share information using the `ServletContext` class and can perform shared business logic by invoking methods on common non-servlet classes.

Throws:

[ServletException](#)

getServletContextName()

```
public java.lang.String getServletContextName()
```

Returns the name of this web application corresponding to this `ServletContext` as specified in the deployment descriptor for this web application by the `display-name` element.

Returns: The name of the web application or `null` if no name has been declared in the deployment descriptor.

Since: Servlet 2.3

getServletNames()

```
public java.util.Enumeration getServletNames()
```

Deprecated. As of Java Servlet API 2.1, with no replacement.

This method was originally defined to return an `Enumeration` of all the servlet names known to this context. In this version, this method always returns an empty `Enumeration` and remains only to preserve binary

compatibility. This method will be permanently removed in a future version of the Java Servlet API.

getServlets()

```
public java.util.Enumeration getServlets()
```

Deprecated. As of Java Servlet API 2.0, with no replacement.

This method was originally defined to return an Enumeration of all the servlets known to this servlet context. In this version, this method always returns an empty enumeration and remains only to preserve binary compatibility. This method will be permanently removed in a future version of the Java Servlet API.

log(Exception, String)

```
public void log(java.lang.Exception exception,  
                java.lang.String msg)
```

Deprecated. As of Java Servlet API 2.1, use [log\(String, Throwable\)](#) instead.

This method was originally defined to write an exception's stack trace and an explanatory error message to the servlet log file.

log(String)

```
public void log(java.lang.String msg)
```

Writes the specified message to a servlet log file, usually an event log. The name and type of the servlet log file is specific to the servlet container.

Parameters:

`msg` - a String specifying the message to be written to the log file

log(String, Throwable)

```
public void log(java.lang.String message,  
                java.lang.Throwable throwable)
```

Writes an explanatory message and a stack trace for a given Throwable exception to the servlet log file. The name and type of the servlet log file is specific to the servlet container, usually an event log.

Parameters:

`message` - a String that describes the error or exception

`throwable` - the Throwable error or exception

removeAttribute(String)

```
public void removeAttribute(java.lang.String name)
```

Removes the attribute with the given name from the servlet context. After removal, subsequent calls to [getAttribute\(String\)](#) to retrieve the attribute's value will return null.

If listeners are configured on the ServletContext the container notifies them accordingly.

Parameters:

name - a String specifying the name of the attribute to be removed

setAttribute(String, Object)

```
public void setAttribute(java.lang.String name,
    java.lang.Object object)
```

Binds an object to a given attribute name in this servlet context. If the name specified is already used for an attribute, this method will replace the attribute with the new to the new attribute.

If listeners are configured on the ServletContext the container notifies them accordingly.

If a null value is passed, the effect is the same as calling `removeAttribute()`.

Attribute names should follow the same convention as package names. The Java Servlet API specification reserves names matching `java.*`, `javax.*`, and `sun.*`.

Parameters:

name - a String specifying the name of the attribute

object - an Object representing the attribute to be bound

SRV.15.2.9 ServletContextAttributeEvent

```
public class servletContextAttributeEvent extends
javax.servlet.ServletContextEvent
```

All Implemented Interfaces: `java.io.Serializable`

This is the event class for notifications about changes to the attributes of the servlet context of a web application.

Since: v 2.3

See Also: [ServletContextAttributeListener](#)

SRV.15.2.9.1 Constructors

ServletContextAttributeEvent(ServletContext, String, Object)

```
public ServletContextAttributeEvent(ServletContext source,  
    java.lang.String name, java.lang.Object value)
```

Construct a ServletContextAttributeEvent from the given context for the given attribute name and attribute value.

SRV.15.2.9.2 Methods

getName()

```
public java.lang.String getName()
```

Return the name of the attribute that changed on the ServletContext.

getValue()

```
public java.lang.Object getValue()
```

Returns the value of the attribute that has been added, removed, or replaced. If the attribute was added, this is the value of the attribute. If the attribute was removed, this is the value of the removed attribute. If the attribute was replaced, this is the old value of the attribute.

SRV.15.2.10 ServletContextAttributeListener

```
public interface ServletContextAttributeListener extends  
    java.util.EventListener
```

All Superinterfaces: `java.util.EventListener`

Implementations of this interface receive notifications of changes to the attribute list on the servlet context of a web application. To receive notification events, the implementation class must be configured in the deployment descriptor for the web application.

Since: v 2.3

See Also: [ServletContextAttributeEvent](#)

SRV.15.2.10.1 Methods

attributeAdded(ServletContextAttributeEvent)

```
public void attributeAdded(ServletContextAttributeEvent scab)
```

Notification that a new attribute was added to the servlet context. Called after the attribute is added.

attributeRemoved(ServletContextAttributeEvent)

```
public void attributeRemoved(ServletContextAttributeEvent scab)
```

Notification that an existing attribute has been removed from the servlet context. Called after the attribute is removed.

attributeReplaced(ServletContextAttributeEvent)

```
public void attributeReplaced(ServletContextAttributeEvent scab)
```

Notification that an attribute on the servlet context has been replaced. Called after the attribute is replaced.

SRV.15.2.11 ServletContextEvent

```
public class ServletContextEvent extends java.util.EventObject
```

All Implemented Interfaces: `java.io.Serializable`

Direct Known Subclasses: [ServletContextAttributeEvent](#)

This is the event class for notifications about changes to the servlet context of a web application.

Since: v 2.3

See Also: [ServletContextListener](#)

SRV.15.2.11.1 Constructors

ServletContextEvent(ServletContext)

```
public ServletContextEvent(ServletContext source)
```

Construct a `ServletContextEvent` from the given context.

Parameters:

source - - the `ServletContext` that is sending the event.

SRV.15.2.11.2 Methods

getServletContext()

```
public ServletContext getServletContext()
```

Return the `ServletContext` that changed.

Returns: the `ServletContext` that sent the event.

SRV.15.2.12 ServletContextListener

```
public interface ServletContextListener extends  
java.util.EventListener
```

All Superinterfaces: `java.util.EventListener`

Implementations of this interface receive notifications about changes to the servlet context of the web application they are part of. To receive notification events, the implementation class must be configured in the deployment descriptor for the web application.

Since: v 2.3

See Also: [ServletContextEvent](#)

SRV.15.2.12.1 Methods

contextDestroyed(ServletContextEvent)

```
public void contextDestroyed(ServletContextEvent sce)
```

Notification that the servlet context is about to be shut down. All servlets and filters have been destroy(ed) before any ServletContextListeners are notified of context destruction.

contextInitialized(ServletContextEvent)

```
public void contextInitialized(ServletContextEvent sce)
```

Notification that the web application initialization process is starting. All ServletContextListeners are notified of context initialization before any filter or servlet in the web application is initialized.

SRV.15.2.13 ServletException

```
public class ServletException extends java.lang.Exception
```

All Implemented Interfaces: java.io.Serializable

Direct Known Subclasses: [UnavailableException](#)

Defines a general exception a servlet can throw when it encounters difficulty.

SRV.15.2.13.1 Constructors

ServletException()

```
public ServletException()
```

Constructs a new servlet exception.

ServletException(String)

```
public ServletException(java.lang.String message)
```

Constructs a new servlet exception with the specified message. The message can be written to the server log and/or displayed for the user.

Parameters:

message - a String specifying the text of the exception message

ServletException(String, Throwable)

```
public ServletException(java.lang.String message,
    java.lang.Throwable rootCause)
```

Constructs a new servlet exception when the servlet needs to throw an exception and include a message about the “root cause” exception that interfered with its normal operation, including a description message.

Parameters:

message - a String containing the text of the exception message

rootCause - the Throwable exception that interfered with the servlet’s normal operation, making this servlet exception necessary

ServletException(Throwable)

```
public ServletException(java.lang.Throwable rootCause)
```

Constructs a new servlet exception when the servlet needs to throw an exception and include a message about the “root cause” exception that interfered with its normal operation. The exception’s message is based on the localized message of the underlying exception.

This method calls the `getLocalizedMessage` method on the Throwable exception to get a localized exception message. When subclassing `ServletException`, this method can be overridden to create an exception message designed for a specific locale.

Parameters:

rootCause - the Throwable exception that interfered with the servlet’s normal operation, making the servlet exception necessary

*SRV.15.2.13.2 Methods***getRootCause()**

```
public java.lang.Throwable getRootCause()
```

Returns the exception that caused this servlet exception.

Returns: the Throwable that caused this servlet exception

SRV.15.2.14 ServletInputStream

```
public abstract class ServletInputStream extends java.io.InputStream
```

Provides an input stream for reading binary data from a client request, including an efficient `readLine` method for reading data one line at a time. With some protocols, such as HTTP POST and PUT, a `ServletInputStream` object can be used to read data sent from the client.

A `ServletInputStream` object is normally retrieved via the [`ServletRequest.getInputStream\(\)`](#) method.

This is an abstract class that a servlet container implements. Subclasses of this class must implement the `java.io.InputStream.read()` method.

See Also: [`ServletRequest`](#)

SRV.15.2.14.1 Constructors

ServletInputStream()

```
protected ServletInputStream()
```

Does nothing, because this is an abstract class.

SRV.15.2.14.2 Methods

readLine(byte[], int, int)

```
public int readLine(byte[] b, int off, int len)
    throws IOException
```

Reads the input stream, one line at a time. Starting at an offset, reads bytes into an array, until it reads a certain number of bytes or reaches a newline character, which it reads into the array as well.

This method returns -1 if it reaches the end of the input stream before reading the maximum number of bytes.

Parameters:

`b` - an array of bytes into which data is read

`off` - an integer specifying the character at which this method begins reading

`len` - an integer specifying the maximum number of bytes to read

Returns: an integer specifying the actual number of bytes read, or -1 if the end of the stream is reached

Throws:

`IOException` - if an input or output exception has occurred

SRV.15.2.15 ServletOutputStream

```
public abstract class ServletOutputStream extends
```


`java.io.OutputStream`

Provides an output stream for sending binary data to the client. A `ServletOutputStream` object is normally retrieved via the [ServletResponse.getOutputStream\(\)](#) method.

This is an abstract class that the servlet container implements. Subclasses of this class must implement the `java.io.OutputStream.write(int)` method.

See Also: [ServletResponse](#)

SRV.15.2.15.1 Constructors

ServletOutputStream()

protected **ServletOutputStream()**

Does nothing, because this is an abstract class.

SRV.15.2.15.2 Methods

print(boolean)

public void **print**(boolean b)
throws IOException

Writes a boolean value to the client, with no carriage return-line feed (CRLF) character at the end.

Parameters:

b - the boolean value to send to the client

Throws:

IOException - if an input or output exception occurred

print(char)

public void **print**(char c)
throws IOException

Writes a character to the client, with no carriage return-line feed (CRLF) at the end.

Parameters:

c - the character to send to the client

Throws:

IOException - if an input or output exception occurred

print(double)

public void **print**(double d)
throws IOException

Writes a `double` value to the client, with no carriage return-line feed (CRLF) at the end.

Parameters:

`d` - the `double` value to send to the client

Throws:

`IOException` - if an input or output exception occurred

print(float)

```
public void print(float f)
    throws IOException
```

Writes a `float` value to the client, with no carriage return-line feed (CRLF) at the end.

Parameters:

`f` - the `float` value to send to the client

Throws:

`IOException` - if an input or output exception occurred

print(int)

```
public void print(int i)
    throws IOException
```

Writes an `int` to the client, with no carriage return-line feed (CRLF) at the end.

Parameters:

`i` - the `int` to send to the client

Throws:

`IOException` - if an input or output exception occurred

print(long)

```
public void print(long l)
    throws IOException
```

Writes a `long` value to the client, with no carriage return-line feed (CRLF) at the end.

Parameters:

`l` - the `long` value to send to the client

Throws:

`IOException` - if an input or output exception occurred

print(String)

```
public void print(java.lang.String s)
    throws IOException
```

Writes a String to the client, without a carriage return-line feed (CRLF) character at the end.

Parameters:

s - the String to send to the client

Throws:

IOException - if an input or output exception occurred

println()

```
public void println()
    throws IOException
```

Writes a carriage return-line feed (CRLF) to the client.

Throws:

IOException - if an input or output exception occurred

println(boolean)

```
public void println(boolean b)
    throws IOException
```

Writes a boolean value to the client, followed by a carriage return-line feed (CRLF).

Parameters:

b - the boolean value to write to the client

Throws:

IOException - if an input or output exception occurred

println(char)

```
public void println(char c)
    throws IOException
```

Writes a character to the client, followed by a carriage return-line feed (CRLF).

Parameters:

c - the character to write to the client

Throws:

IOException - if an input or output exception occurred

println(double)

```
public void println(double d)
    throws IOException
```

Writes a `double` value to the client, followed by a carriage return-line feed (CRLF).

Parameters:

`d` - the `double` value to write to the client

Throws:

`IOException` - if an input or output exception occurred

println(float)

```
public void println(float f)
    throws IOException
```

Writes a `float` value to the client, followed by a carriage return-line feed (CRLF).

Parameters:

`f` - the `float` value to write to the client

Throws:

`IOException` - if an input or output exception occurred

println(int)

```
public void println(int i)
    throws IOException
```

Writes an `int` to the client, followed by a carriage return-line feed (CRLF) character.

Parameters:

`i` - the `int` to write to the client

Throws:

`IOException` - if an input or output exception occurred

println(long)

```
public void println(long l)
    throws IOException
```

Writes a `long` value to the client, followed by a carriage return-line feed (CRLF).

Parameters:

`l` - the `long` value to write to the client

Throws:

`IOException` - if an input or output exception occurred

println(String)

```
public void println(java.lang.String s)
    throws IOException
```

Writes a String to the client, followed by a carriage return-line feed (CRLF).

Parameters:

s - the String to write to the client

Throws:

IOException - if an input or output exception occurred

SRV.15.2.16 ServletRequest

```
public interface ServletRequest
```

All Known Subinterfaces: [javax.servlet.http.HttpServletRequest](#)

All Known Implementing Classes: [ServletRequestWrapper](#)

Defines an object to provide client request information to a servlet. The servlet container creates a ServletRequest object and passes it as an argument to the servlet's service method.

A ServletRequest object provides data including parameter name and values, attributes, and an input stream. Interfaces that extend ServletRequest can provide additional protocol-specific data (for example, HTTP data is provided by [javax.servlet.http.HttpServletRequest](#)).

See Also: [javax.servlet.http.HttpServletRequest](#)

SRV.15.2.16.1 Methods

getAttribute(String)

```
public java.lang.Object getAttribute(java.lang.String name)
```

Returns the value of the named attribute as an Object, or null if no attribute of the given name exists.

Attributes can be set two ways. The servlet container may set attributes to make available custom information about a request. For example, for requests made using HTTPS, the attribute

`javax.servlet.request.X509Certificate` can be used to retrieve information on the certificate of the client. Attributes can also be set programatically using [setAttribute\(String, Object\)](#). This allows information to be embedded into a request before a [RequestDispatcher](#) call.

Attribute names should follow the same conventions as package names. This specification reserves names matching `java.*`, `javax.*`, and `sun.*`.

Parameters:

name - a String specifying the name of the attribute

Returns: an Object containing the value of the attribute, or null if the attribute does not exist

getAttributeNames()

```
public java.util.Enumeration getAttributeNames()
```

Returns an Enumeration containing the names of the attributes available to this request. This method returns an empty Enumeration if the request has no attributes available to it.

Returns: an Enumeration of strings containing the names of the request's attributes

getCharacterEncoding()

```
public java.lang.String getCharacterEncoding()
```

Returns the name of the character encoding used in the body of this request. This method returns null if the request does not specify a character encoding

Returns: a String containing the name of the character encoding, or null if the request does not specify a character encoding

getContentLength()

```
public int getContentLength()
```

Returns the length, in bytes, of the request body and made available by the input stream, or -1 if the length is not known. For HTTP servlets, same as the value of the CGI variable CONTENT_LENGTH.

Returns: an integer containing the length of the request body or -1 if the length is not known

getContentType()

```
public java.lang.String getContentType()
```

Returns the MIME type of the body of the request, or null if the type is not known. For HTTP servlets, same as the value of the CGI variable CONTENT_TYPE.

Returns: a String containing the name of the MIME type of the request, or null if the type is not known

getInputStream()

```
public ServletInputStream getInputStream()  
throws IOException
```

Retrieves the body of the request as binary data using a [ServletInputStream](#) . Either this method or [getReader\(\)](#) may be called to read the body, not both.

Returns: a [ServletInputStream](#) object containing the body of the request

Throws:

`IllegalStateException` - if the [getReader\(\)](#) method has already been called for this request

`IOException` - if an input or output exception occurred

getLocalAddr()

```
public java.lang.String getLocalAddr()
```

Returns the Internet Protocol (IP) address of the interface on which the request was received.

Returns: a String containing the IP address on which the request was received.

Since: 2.4

getLocale()

```
public java.util.Locale getLocale()
```

Returns the preferred `Locale` that the client will accept content in, based on the Accept-Language header. If the client request doesn't provide an Accept-Language header, this method returns the default locale for the server.

Returns: the preferred `Locale` for the client

getLocales()

```
public java.util.Enumeration getLocales()
```

Returns an Enumeration of `Locale` objects indicating, in decreasing order starting with the preferred locale, the locales that are acceptable to the client based on the Accept-Language header. If the client request doesn't provide an Accept-Language header, this method returns an Enumeration containing one `Locale`, the default locale for the server.

Returns: an Enumeration of preferred `Locale` objects for the client

getLocalName()

```
public java.lang.String getLocalName()
```

Returns the host name of the Internet Protocol (IP) interface on which the request was received.

Returns: a `String` containing the host name of the IP on which the request was received.

Since: 2.4

getLocalPort()

```
public int getLocalPort()
```

Returns the Internet Protocol (IP) port number of the interface on which the request was received.

Returns: an integer specifying the port number

Since: 2.4

getParameter(String)

```
public java.lang.String getParameter(java.lang.String name)
```

Returns the value of a request parameter as a `String`, or `null` if the parameter does not exist. Request parameters are extra information sent with the request. For HTTP servlets, parameters are contained in the query string or posted form data.

You should only use this method when you are sure the parameter has only one value. If the parameter might have more than one value, use [getParameterValues\(String\)](#).

If you use this method with a multivalued parameter, the value returned is equal to the first value in the array returned by `getParameterValues`.

If the parameter data was sent in the request body, such as occurs with an HTTP POST request, then reading the body directly via [getInputStream\(\)](#) or [getReader\(\)](#) can interfere with the execution of this method.

Parameters:

name - a `String` specifying the name of the parameter

Returns: a `String` representing the single value of the parameter

See Also: [getParameterValues\(String\)](#)

getParameterMap()

```
public java.util.Map getParameterMap()
```

Returns a `java.util.Map` of the parameters of this request. Request parameters are extra information sent with the request. For HTTP servlets, parameters are contained in the query string or posted form data.

Returns: an immutable `java.util.Map` containing parameter names as keys and parameter values as map values. The keys in the parameter map are of type `String`. The values in the parameter map are of type `String` array.

getParameterNames()

```
public java.util.Enumeration getParameterNames()
```

Returns an `Enumeration` of `String` objects containing the names of the parameters contained in this request. If the request has no parameters, the method returns an empty `Enumeration`.

Returns: an `Enumeration` of `String` objects, each `String` containing the name of a request parameter; or an empty `Enumeration` if the request has no parameters

getParameterValues(String)

```
public java.lang.String[] getParameterValues(java.lang.String name)
```

Returns an array of `String` objects containing all of the values the given request parameter has, or `null` if the parameter does not exist.

If the parameter has a single value, the array has a length of 1.

Parameters:

`name` - a `String` containing the name of the parameter whose value is requested

Returns: an array of `String` objects containing the parameter's values

See Also: [getParameter\(String\)](#)

getProtocol()

```
public java.lang.String getProtocol()
```

Returns the name and version of the protocol the request uses in the form *protocol/majorVersion.minorVersion*, for example, `HTTP/1.1`. For HTTP servlets, the value returned is the same as the value of the CGI variable `SERVER_PROTOCOL`.

Returns: a `String` containing the protocol name and version number

getReader()

```
public java.io.BufferedReader getReader()  
throws IOException
```

Retrieves the body of the request as character data using a `BufferedReader`. The reader translates the character data according to the character encoding used on the body. Either this method or [getInputStream\(\)](#) may be called to read the body, not both.

Returns: a `BufferedReader` containing the body of the request

Throws:

`UnsupportedEncodingException` - if the character set encoding used is not supported and the text cannot be decoded

`IllegalStateException` - if [getInputStream\(\)](#) method has been called on this request

`IOException` - if an input or output exception occurred

See Also: [getInputStream\(\)](#)

getRealPath(String)

```
public java.lang.String getRealPath(java.lang.String path)
```

Deprecated. As of Version 2.1 of the Java Servlet API, use [ServletContext.getRealPath\(String\)](#) instead.

getRemoteAddr()

```
public java.lang.String getRemoteAddr()
```

Returns the Internet Protocol (IP) address of the client or last proxy that sent the request. For HTTP servlets, same as the value of the CGI variable `REMOTE_ADDR`.

Returns: a `String` containing the IP address of the client that sent the request

getRemoteHost()

```
public java.lang.String getRemoteHost()
```

Returns the fully qualified name of the client or the last proxy that sent the request. If the engine cannot or chooses not to resolve the hostname (to improve performance), this method returns the dotted-string form of the IP address. For HTTP servlets, same as the value of the CGI variable `REMOTE_HOST`.

Returns: a `String` containing the fully qualified name of the client

getRemotePort()

```
public int getRemotePort()
```

Returns the Internet Protocol (IP) source port of the client or last proxy that sent the request.

Returns: an integer specifying the port number

Since: 2.4

getRequestDispatcher(String)

```
public RequestDispatcher getRequestDispatcher(java.lang.String path)
```

Returns a [RequestDispatcher](#) object that acts as a wrapper for the resource located at the given path. A RequestDispatcher object can be used to forward a request to the resource or to include the resource in a response. The resource can be dynamic or static.

The pathname specified may be relative, although it cannot extend outside the current servlet context. If the path begins with a “/” it is interpreted as relative to the current context root. This method returns null if the servlet container cannot return a RequestDispatcher.

The difference between this method and [ServletContext.getRequestDispatcher\(String\)](#) is that this method can take a relative path.

Parameters:

path - a String specifying the pathname to the resource. If it is relative, it must be relative against the current servlet.

Returns: a RequestDispatcher object that acts as a wrapper for the resource at the specified path, or null if the servlet container cannot return a RequestDispatcher

See Also: [RequestDispatcher](#),
[ServletContext.getRequestDispatcher\(String\)](#)

getScheme()

```
public java.lang.String getScheme()
```

Returns the name of the scheme used to make this request, for example, http, https, or ftp. Different schemes have different rules for constructing URLs, as noted in RFC 1738.

Returns: a String containing the name of the scheme used to make this request

getServerName()

```
public java.lang.String getServerName()
```

Returns the host name of the server to which the request was sent. It is the value of the part before “:” in the Host header value, if any, or the resolved server name, or the server IP address.

Returns: a String containing the name of the server

getServerPort()

```
public int getServerPort()
```

Returns the port number to which the request was sent. It is the value of the part after “:” in the Host header value, if any, or the server port where the client connection was accepted on.

Returns: an integer specifying the port number

isSecure()

```
public boolean isSecure()
```

Returns a boolean indicating whether this request was made using a secure channel, such as HTTPS.

Returns: a boolean indicating if the request was made using a secure channel

removeAttribute(String)

```
public void removeAttribute(java.lang.String name)
```

Removes an attribute from this request. This method is not generally needed as attributes only persist as long as the request is being handled.

Attribute names should follow the same conventions as package names. Names beginning with `java.*`, `javax.*`, and `com.sun.*`, are reserved for use by Sun Microsystems.

Parameters:

name - a String specifying the name of the attribute to remove

setAttribute(String, Object)

```
public void setAttribute(java.lang.String name, java.lang.Object o)
```

Stores an attribute in this request. Attributes are reset between requests. This method is most often used in conjunction with [RequestDispatcher](#).

Attribute names should follow the same conventions as package names. Names beginning with `java.*`, `javax.*`, and `com.sun.*`, are reserved for use by Sun Microsystems.

If the object passed in is null, the effect is the same as calling [removeAttribute\(String\)](#).

It is warned that when the request is dispatched from the servlet resides in a different web application by `RequestDispatcher`, the object set by this method may not be correctly retrieved in the caller servlet.

Parameters:

name - a String specifying the name of the attribute

o - the Object to be stored

setCharacterEncoding(String)

```
public void setCharacterEncoding(java.lang.String env)
    throws UnsupportedOperationException
```

Overrides the name of the character encoding used in the body of this request. This method must be called prior to reading request parameters or reading input using `getReader()`. Otherwise, it has no effect.

Parameters:

env - a String containing the name of the character encoding.

Throws:

`java.io.UnsupportedEncodingException` - if this is not a valid encoding

SRV.15.2.17 ServletRequestAttributeEvent

```
public class ServletRequestAttributeEvent extends
javax.servlet.ServletRequestEvent
```

All Implemented Interfaces: `java.io.Serializable`

This is the event class for notifications of changes to the attributes of ServletRequest in an application.

Since: Servlet 2.4

SRV.15.2.17.1 Constructors

ServletRequestAttributeEvent(ServletContext, ServletRequest, String, Object)

```
public ServletRequestAttributeEvent(ServletContext sc,
ServletRequest request, java.lang.String name,
java.lang.Object value)
```

Construct a `ServletRequestAttributeEvent` giving the servlet context of this web application, the `ServletRequest` whose attributes are changing and the name and value of the attribute.

Parameters:

sc - the `ServletContext` that is sending the event

request - the `ServletRequest` that is sending the event

name - the name of the request attribute

value - the value of the request attribute

*SRV.15.2.17.2 Methods***getName()**

```
public java.lang.String getName()
```

Return the name of the attribute that changed on the ServletRequest

Returns: the name of the changed request attribute

getValue()

```
public java.lang.Object getValue()
```

Returns the value of the attribute that has been added, removed or replaced. If the attribute was added, this is the value of the attribute. If the attribute was removed, this is the value of the removed attribute. If the attribute was replaced, this is the old value of the attribute.

Returns: the value of the changed request attribute

SRV.15.2.18 ServletRequestAttributeListener

```
public interface ServletRequestAttributeListener
```

A ServletRequestAttributeListener can be implemented by the developer interested in being notified of request attribute changes. Notifications will be generated while the request is within the scope of the web application in which the listener is registered. A request is defined as coming into scope when it is about to enter the first servlet or filter in each web application, as going out of scope when it exits the last servlet or the first filter in the chain.

Since: Servlet 2.4

*SRV.15.2.18.1 Methods***attributeAdded(ServletRequestAttributeEvent)**

```
public void attributeAdded(ServletRequestAttributeEvent srae)
```

Notification that a new attribute was added to the servlet request. Called after the attribute is added.

attributeRemoved(ServletRequestAttributeEvent)

```
public void attributeRemoved(ServletRequestAttributeEvent srae)
```

Notification that a new attribute was removed from the servlet request. Called after the attribute is removed.

attributeReplaced(ServletRequestAttributeEvent)

```
public void attributeReplaced(ServletRequestAttributeEvent srae)
```

Notification that an attribute was replaced on the servlet request. Called after the attribute is replaced.

SRV.15.2.19 ServletRequestEvent

```
public class ServletRequestEvent extends java.util.EventObject
```

All Implemented Interfaces: `java.io.Serializable`

Direct Known Subclasses: [ServletRequestAttributeEvent](#)

Events of this kind indicate lifecycle events for a `ServletRequest`. The source of the event is the `ServletContext` of this web application.

Since: Servlet 2.4

See Also: [ServletRequestListener](#)

SRV.15.2.19.1 Constructors

ServletRequestEvent(ServletContext, ServletRequest)

```
public ServletRequestEvent(ServletContext sc,  
ServletRequest request)
```

Construct a `ServletRequestEvent` for the given `ServletContext` and `ServletRequest`.

Parameters:

sc - the `ServletContext` of the web application

request - the `ServletRequest` that is sending the event

SRV.15.2.19.2 Methods

getServletContext()

```
public ServletContext getServletContext()
```

Returns the `ServletContext` of this web application.

getRequest()

```
public ServletRequest getRequest()
```

Returns the `ServletRequest` that is changing.

SRV.15.2.20 ServletRequestListener

```
public interface ServletRequestListener
```

A `ServletRequestListener` can be implemented by the developer interested in being notified of requests coming in and out of scope in a web component. A request is defined as coming into scope when it is about to enter the first servlet or filter in each web application, as going out of scope when it exits the last servlet or the first filter in the chain.

Since: Servlet 2.4

SRV.15.2.20.1 Methods

requestDestroyed(ServletRequestEvent)

```
public void requestDestroyed(ServletRequestEvent rre)
```

The request is about to go out of scope of the web application.

requestInitialized(ServletRequestEvent)

```
public void requestInitialized(ServletRequestEvent rre)
```

The request is about to come into scope of the web application.

SRV.15.2.21 ServletRequestWrapper

```
public class ServletRequestWrapper implements  
javax.servlet.ServletRequest
```

All Implemented Interfaces: [ServletRequest](#)

Direct Known Subclasses: [javax.servlet.http.HttpServletRequestWrapper](#)

Provides a convenient implementation of the `ServletRequest` interface that can be subclassed by developers wishing to adapt the request to a Servlet. This class implements the Wrapper or Decorator pattern. Methods default to calling through to the wrapped request object.

Since: v 2.3

See Also: [ServletRequest](#)

SRV.15.2.21.1 Constructors

ServletRequestWrapper(ServletRequest)

```
public ServletRequestWrapper(ServletRequest request)
```

Creates a `ServletRequest` adaptor wrapping the given request object.

Throws:

`java.lang.IllegalArgumentException` - if the request is null

*SRV.15.2.21.2 Methods***getAttribute(String)**

```
public java.lang.Object getAttribute(java.lang.String name)
```

The default behavior of this method is to call `getAttribute(String name)` on the wrapped request object.

Specified By: [ServletRequest.getAttribute\(String\)](#) in interface [ServletRequest](#)

getAttributeNames()

```
public java.util.Enumeration getAttributeNames()
```

The default behavior of this method is to return `getAttributeNames()` on the wrapped request object.

Specified By: [ServletRequest.getAttributeNames\(\)](#) in interface [ServletRequest](#)

getCharacterEncoding()

```
public java.lang.String getCharacterEncoding()
```

The default behavior of this method is to return `getCharacterEncoding()` on the wrapped request object.

Specified By: [ServletRequest.getCharacterEncoding\(\)](#) in interface [ServletRequest](#)

getContentTypeLength()

```
public int getContentTypeLength()
```

The default behavior of this method is to return `getContentTypeLength()` on the wrapped request object.

Specified By: [ServletRequest.getContentTypeLength\(\)](#) in interface [ServletRequest](#)

getContentType()

```
public java.lang.String getContentType()
```

The default behavior of this method is to return `getContentType()` on the wrapped request object.

Specified By: [ServletRequest.getContentType\(\)](#) in interface [ServletRequest](#)

getInputStream()

```
public ServletInputStream getInputStream()  
    throws IOException
```

The default behavior of this method is to return `getInputStream()` on the wrapped request object.

Specified By: [ServletRequest.getInputStream\(\)](#) in interface [ServletRequest](#)

Throws:
IOException

getLocalAddr()

```
public java.lang.String getLocalAddr()
```

The default behavior of this method is to return `getLocalAddr()` on the wrapped request object.

Specified By: [ServletRequest.getLocalAddr\(\)](#) in interface [ServletRequest](#)

Since: 2.4

getLocale()

```
public java.util.Locale getLocale()
```

The default behavior of this method is to return `getLocale()` on the wrapped request object.

Specified By: [ServletRequest.getLocale\(\)](#) in interface [ServletRequest](#)

getLocales()

```
public java.util.Enumeration getLocales()
```

The default behavior of this method is to return `getLocales()` on the wrapped request object.

Specified By: [ServletRequest.getLocales\(\)](#) in interface [ServletRequest](#)

getLocalName()

```
public java.lang.String getLocalName()
```

The default behavior of this method is to return `getLocalName()` on the wrapped request object.

Specified By: [ServletRequest.getLocalName\(\)](#) in interface [ServletRequest](#)

Since: 2.4

getLocalPort()

```
public int getLocalPort()
```

The default behavior of this method is to return `getLocalPort()` on the wrapped request object.

Specified By: [ServletRequest.getLocalPort\(\)](#) in interface [ServletRequest](#)

Since: 2.4

getParameter(String)

```
public java.lang.String getParameter(java.lang.String name)
```

The default behavior of this method is to return `getParameter(String name)` on the wrapped request object.

Specified By: [ServletRequest.getParameter\(String\)](#) in interface [ServletRequest](#)

getParameterMap()

```
public java.util.Map getParameterMap()
```

The default behavior of this method is to return `getParameterMap()` on the wrapped request object.

Specified By: [ServletRequest.getParameterMap\(\)](#) in interface [ServletRequest](#)

getParameterNames()

```
public java.util.Enumeration getParameterNames()
```

The default behavior of this method is to return `getParameterNames()` on the wrapped request object.

Specified By: [ServletRequest.getParameterNames\(\)](#) in interface [ServletRequest](#)

getParameterValues(String)

```
public java.lang.String[] getParameterValues(java.lang.String name)
```

The default behavior of this method is to return `getParameterValues(String name)` on the wrapped request object.

Specified By: [ServletRequest.getParameterValues\(String\)](#) in interface [ServletRequest](#)

getProtocol()

```
public java.lang.String getProtocol()
```

The default behavior of this method is to return `getProtocol()` on the wrapped request object.

Specified By: [ServletRequest.getProtocol\(\)](#) in interface [ServletRequest](#)

getReader()

```
public java.io.BufferedReader getReader()
    throws IOException
```

The default behavior of this method is to return `getReader()` on the wrapped request object.

Specified By: [ServletRequest.getReader\(\)](#) in interface [ServletRequest](#)

Throws:
IOException

getRealPath(String)

```
public java.lang.String getRealPath(java.lang.String path)
```

The default behavior of this method is to return `getRealPath(String path)` on the wrapped request object.

Specified By: [ServletRequest.getRealPath\(String\)](#) in interface [ServletRequest](#)

getRemoteAddr()

```
public java.lang.String getRemoteAddr()
```

The default behavior of this method is to return `getRemoteAddr()` on the wrapped request object.

Specified By: [ServletRequest.getRemoteAddr\(\)](#) in interface [ServletRequest](#)

getRemoteHost()

```
public java.lang.String getRemoteHost()
```

The default behavior of this method is to return `getRemoteHost()` on the wrapped request object.

Specified By: [ServletRequest.getRemoteHost\(\)](#) in interface [ServletRequest](#)

getRemotePort()

```
public int getRemotePort()
```

The default behavior of this method is to return `getRemotePort()` on the wrapped request object.

Specified By: [ServletRequest.getRemotePort\(\)](#) in interface [ServletRequest](#)

Since: 2.4

getRequest()

```
public ServletRequest getRequest()
```

Return the wrapped request object.

getRequestDispatcher(String)

```
public RequestDispatcher getRequestDispatcher(java.lang.String path)
```

The default behavior of this method is to return `getRequestDispatcher(String path)` on the wrapped request object.

Specified By: [ServletRequest.getRequestDispatcher\(String\)](#) in interface [ServletRequest](#)

getScheme()

```
public java.lang.String getScheme()
```

The default behavior of this method is to return `getScheme()` on the wrapped request object.

Specified By: [ServletRequest.getScheme\(\)](#) in interface [ServletRequest](#)

getServerName()

```
public java.lang.String getServerName()
```

The default behavior of this method is to return `getServerName()` on the wrapped request object.

Specified By: [ServletRequest.getServerName\(\)](#) in interface [ServletRequest](#)

getServerPort()

```
public int getServerPort()
```

The default behavior of this method is to return `getServerPort()` on the wrapped request object.

Specified By: [ServletRequest.getServerPort\(\)](#) in interface [ServletRequest](#)

isSecure()

```
public boolean isSecure()
```

The default behavior of this method is to return `isSecure()` on the wrapped request object.

Specified By: [ServletRequest.isSecure\(\)](#) in interface [ServletRequest](#)

removeAttribute(String)

```
public void removeAttribute(java.lang.String name)
```

The default behavior of this method is to call `removeAttribute(String name)` on the wrapped request object.

Specified By: [ServletRequest.removeAttribute\(String\)](#) in interface [ServletRequest](#)

setAttribute(String, Object)

```
public void setAttribute(java.lang.String name, java.lang.Object o)
```

The default behavior of this method is to return `setAttribute(String name, Object o)` on the wrapped request object.

Specified By: [ServletRequest.setAttribute\(String, Object\)](#) in interface [ServletRequest](#)

setCharacterEncoding(String)

```
public void setCharacterEncoding(java.lang.String enc)  
throws UnsupportedOperationException
```

The default behavior of this method is to set the character encoding on the wrapped request object.

Specified By: [ServletRequest.setCharacterEncoding\(String\)](#) in interface [ServletRequest](#)

Throws:
UnsupportedEncodingException

setRequest(ServletRequest)

```
public void setRequest(ServletRequest request)
```

Sets the request object being wrapped.

Throws:
`java.lang.IllegalArgumentException` - if the request is null.

SRV.15.2.22 ServletResponse

public interface `ServletResponse`

All Known Subinterfaces: [javax.servlet.http.HttpServletResponse](#)

All Known Implementing Classes: [ServletResponseWrapper](#)

Defines an object to assist a servlet in sending a response to the client. The servlet container creates a `ServletResponse` object and passes it as an argument to the servlet's service method.

To send binary data in a MIME body response, use the [ServletOutputStream](#) returned by [getOutputStream\(\)](#). To send character data, use the `PrintWriter` object returned by [getWriter\(\)](#). To mix binary and text data, for example, to create a multipart response, use a `ServletOutputStream` and manage the character sections manually.

The charset for the MIME body response can be specified explicitly using the [setCharacterEncoding\(String\)](#) and [setContentType\(String\)](#) methods, or implicitly using the [setLocale\(Locale\)](#) method. Explicit specifications take precedence over implicit specifications. If no charset is specified, ISO-8859-1 will be used. The [setCharacterEncoding](#), [setContentType](#), or [setLocale](#) method must be called before [getWriter](#) and before committing the response for the character encoding to be used.

See the Internet RFCs such as RFC 2045 (<http://www.ietf.org/rfc/rfc2045.txt>) for more information on MIME. Protocols such as SMTP and HTTP define profiles of MIME, and those standards are still evolving.

See Also: [ServletOutputStream](#)

SRV.15.2.22.1 Methods

flushBuffer()

public void **flushBuffer()**
throws `IOException`

Forces any content in the buffer to be written to the client. A call to this method automatically commits the response, meaning the status code and headers will be written.

Throws:
`IOException`

See Also: [setBufferSize\(int\)](#), [getBufferSize\(\)](#), [isCommitted\(\)](#), [reset\(\)](#)

getBufferSize()

```
public int getBufferSize()
```

Returns the actual buffer size used for the response. If no buffering is used, this method returns 0.

Returns: the actual buffer size used

See Also: [setBufferSize\(int\)](#), [flushBuffer\(\)](#), [isCommitted\(\)](#), [reset\(\)](#)

getCharacterEncoding()

```
public java.lang.String getCharacterEncoding()
```

Returns the name of the character encoding (MIME charset) used for the body sent in this response. The character encoding may have been specified explicitly using the [setCharacterEncoding\(String\)](#) or [setContentType\(String\)](#) methods, or implicitly using the [setLocale\(Locale\)](#) method. Explicit specifications take precedence over implicit specifications. Calls made to these methods after `getWriter` has been called or after the response has been committed have no effect on the character encoding. If no character encoding has been specified, ISO-8859-1 is returned.

See RFC 2047 (<http://www.ietf.org/rfc/rfc2047.txt>) for more information about character encoding and MIME.

Returns: a `String` specifying the name of the character encoding, for example, UTF-8

getContentType()

```
public java.lang.String getContentType()
```

Returns the content type used for the MIME body sent in this response. The content type proper must have been specified using [setContentType\(String\)](#) before the response is committed. If no content type has been specified, this method returns null. If a content type has been specified and a character encoding has been explicitly or implicitly specified as described in [getCharacterEncoding\(\)](#), the charset parameter is included in the string returned. If no character encoding has been specified, the charset parameter is omitted.

Returns: a `String` specifying the content type, for example, `text/html; charset=UTF-8`, or null

Since: 2.4

getLocale()

```
public java.util.Locale getLocale()
```


Returns the locale specified for this response using the [setLocale\(Locale\)](#) method. Calls made to `setLocale` after the response is committed have no effect. If no locale has been specified, the container's default locale is returned.

See Also: [setLocale\(Locale\)](#)

getOutputStream()

```
public ServletOutputStream getOutputStream()  
    throws IOException
```

Returns a [ServletOutputStream](#) suitable for writing binary data in the response. The servlet container does not encode the binary data.

Calling `flush()` on the `ServletOutputStream` commits the response. Either this method or [getWriter\(\)](#) may be called to write the body, not both.

Returns: a [ServletOutputStream](#) for writing binary data

Throws:

`IllegalStateException` - if the `getWriter` method has been called on this response

`IOException` - if an input or output exception occurred

See Also: [getWriter\(\)](#)

getWriter()

```
public java.io.PrintWriter getWriter()  
    throws IOException
```

Returns a `PrintWriter` object that can send character text to the client. The `PrintWriter` uses the character encoding returned by [getCharacterEncoding\(\)](#). If the response's character encoding has not been specified as described in `getCharacterEncoding` (i.e., the method just returns the default value `ISO-8859-1`), `getWriter` updates it to `ISO-8859-1`.

Calling `flush()` on the `PrintWriter` commits the response.

Either this method or [getOutputStream\(\)](#) may be called to write the body, not both.

Returns: a `PrintWriter` object that can return character data to the client

Throws:

`UnsupportedEncodingException` - if the character encoding returned by `getCharacterEncoding` cannot be used

`IllegalStateException` - if the `getOutputStream` method has already been called for this response object

`IOException` - if an input or output exception occurred

See Also: [getOutputStream\(\)](#), [setCharacterEncoding\(String\)](#)

isCommitted()

```
public boolean isCommitted()
```

Returns a boolean indicating if the response has been committed. A committed response has already had its status code and headers written.

Returns: a boolean indicating if the response has been committed

See Also: [setBufferSize\(int\)](#), [getBufferSize\(\)](#), [flushBuffer\(\)](#), [reset\(\)](#)

reset()

```
public void reset()
```

Clears any data that exists in the buffer as well as the status code and headers. If the response has been committed, this method throws an `IllegalStateException`.

Throws:

`IllegalStateException` - if the response has already been committed

See Also: [setBufferSize\(int\)](#), [getBufferSize\(\)](#), [flushBuffer\(\)](#), [isCommitted\(\)](#)

resetBuffer()

```
public void resetBuffer()
```

Clears the content of the underlying buffer in the response without clearing headers or status code. If the response has been committed, this method throws an `IllegalStateException`.

Since: 2.3

See Also: [setBufferSize\(int\)](#), [getBufferSize\(\)](#), [isCommitted\(\)](#), [reset\(\)](#)

setBufferSize(int)

```
public void setBufferSize(int size)
```

Sets the preferred buffer size for the body of the response. The servlet container will use a buffer at least as large as the size requested. The actual buffer size used can be found using `getBufferSize`.

A larger buffer allows more content to be written before anything is actually sent, thus providing the servlet with more time to set appropriate status codes and headers. A smaller buffer decreases server memory load and allows the client to start receiving data more quickly.

This method must be called before any response body content is written; if content has been written or the response object has been committed, this method throws an `IllegalStateException`.

Parameters:

size - the preferred buffer size

Throws:

`IllegalStateException` - if this method is called after content has been written

See Also: [getBufferSize\(\)](#), [flushBuffer\(\)](#), [isCommitted\(\)](#), [reset\(\)](#)

setCharacterEncoding(String)

```
public void setCharacterEncoding(java.lang.String charset)
```

Sets the character encoding (MIME charset) of the response being sent to the client, for example, to UTF-8. If the character encoding has already been set by [setContentTypes\(String\)](#) or [setLocale\(Locale\)](#), this method overrides it. Calling [setContentTypes\(String\)](#) with the `String` of `text/html` and calling this method with the `String` of UTF-8 is equivalent with calling `setContentTypes` with the `String` of `text/html; charset=UTF-8`.

This method can be called repeatedly to change the character encoding. This method has no effect if it is called after `getWriter` has been called or after the response has been committed.

Containers must communicate the character encoding used for the servlet response's writer to the client if the protocol provides a way for doing so. In the case of HTTP, the character encoding is communicated as part of the `Content-Type` header for text media types. Note that the character encoding cannot be communicated via HTTP headers if the servlet does not specify a content type; however, it is still used to encode text written via the servlet response's writer.

Parameters:

charset - a `String` specifying only the character set defined by IANA Character Sets (<http://www.iana.org/assignments/character-sets>)

Since: 2.4

See Also: [setContentTypes\(String\)](#)

setContentLength(int)

```
public void setContentLength(int len)
```

Sets the length of the content body in the response. In HTTP servlets, this method sets the HTTP `Content-Length` header.

Parameters:

len - an integer specifying the length of the content being returned to the client; sets the Content-Length header

setContentTypes(String)

```
public void setContentTypes(java.lang.String type)
```

Sets the content type of the response being sent to the client, if the response has not been committed yet. The given content type may include a character encoding specification, for example, `text/html; charset=UTF-8`. The response's character encoding is only set from the given content type if this method is called before `getWriter` is called.

This method may be called repeatedly to change content type and character encoding. This method has no effect if called after the response has been committed. It does not set the response's character encoding if it is called after `getWriter` has been called or after the response has been committed.

Containers must communicate the content type and the character encoding used for the servlet response's writer to the client if the protocol provides a way for doing so. In the case of HTTP, the Content-Type header is used.

Parameters:

type - a String specifying the MIME type of the content

See Also: [setLocale\(Locale\)](#), [setCharacterEncoding\(String\)](#), [getOutputStream\(\)](#), [getWriter\(\)](#)

setLocale(Locale)

```
public void setLocale(java.util.Locale loc)
```

Sets the locale of the response, if the response has not been committed yet. It also sets the response's character encoding appropriately for the locale, if the character encoding has not been explicitly set using [setContentTypes\(String\)](#) or [setCharacterEncoding\(String\)](#), `getWriter` hasn't been called yet, and the response hasn't been committed yet. If the deployment descriptor contains a `locale-encoding-mapping-list` element, and that element provides a mapping for the given locale, that mapping is used. Otherwise, the mapping from locale to character encoding is container dependent.

This method may be called repeatedly to change locale and character encoding. The method has no effect if called after the response has been committed. It does not set the response's character encoding if it is called after [setContentTypes\(String\)](#) has been called with a charset specification, after [setCharacterEncoding\(String\)](#) has been called, after `getWriter` has been called, or after the response has been committed.

Containers must communicate the locale and the character encoding used for the servlet response's writer to the client if the protocol provides a way for doing so. In the case of HTTP, the locale is communicated via the Content-Language header, the character encoding as part of the Content-Type header for text media types. Note that the character encoding cannot be communicated via HTTP headers if the servlet does not specify a content type; however, it is still used to encode text written via the servlet response's writer.

Parameters:

loc - the locale of the response

See Also: [getLocale\(\)](#), [setContentType\(String\)](#), [setCharacterEncoding\(String\)](#)

SRV.15.2.23 ServletResponseWrapper

```
public class ServletResponseWrapper implements
javax.servlet.ServletResponse
```

All Implemented Interfaces: [ServletResponse](#)

Direct Known Subclasses: [javax.servlet.http.HttpServletResponseWrapper](#)

Provides a convenient implementation of the ServletResponse interface that can be subclassed by developers wishing to adapt the response from a Servlet. This class implements the Wrapper or Decorator pattern. Methods default to calling through to the wrapped response object.

Since: v 2.3

See Also: [ServletResponse](#)

SRV.15.2.23.1 Constructors

ServletResponseWrapper(ServletResponse)

```
public ServletResponseWrapper(ServletResponse response)
```

Creates a ServletResponse adaptor wrapping the given response object.

Throws:

java.lang.IllegalArgumentException - if the response is null.

SRV.15.2.23.2 Methods

flushBuffer()

```
public void flushBuffer()
    throws IOException
```

The default behavior of this method is to call `flushBuffer()` on the wrapped response object.

Specified By: [ServletResponse.flushBuffer\(\)](#) in interface [ServletResponse](#)

Throws:
IOException

getBufferSize()

```
public int getBufferSize()
```

The default behavior of this method is to return `getBufferSize()` on the wrapped response object.

Specified By: [ServletResponse.getBufferSize\(\)](#) in interface [ServletResponse](#)

getCharacterEncoding()

```
public java.lang.String getCharacterEncoding()
```

The default behavior of this method is to return `getCharacterEncoding()` on the wrapped response object.

Specified By: [ServletResponse.getCharacterEncoding\(\)](#) in interface [ServletResponse](#)

getContentType()

```
public java.lang.String getContentType()
```

The default behavior of this method is to return `getContentType()` on the wrapped response object.

Specified By: [ServletResponse.getContentType\(\)](#) in interface [ServletResponse](#)

Since: 2.4

getLocale()

```
public java.util.Locale getLocale()
```

The default behavior of this method is to return `getLocale()` on the wrapped response object.

Specified By: [ServletResponse.getLocale\(\)](#) in interface [ServletResponse](#)

getOutputStream()

```
public ServletOutputStream getOutputStream()  
    throws IOException
```

The default behavior of this method is to return `getOutputStream()` on the wrapped response object.

Specified By: [ServletResponse.getOutputStream\(\)](#) in interface [ServletResponse](#)

Throws:
IOException

getResponse()

```
public ServletResponse getResponse()
```

Return the wrapped `ServletResponse` object.

getWriter()

```
public java.io.PrintWriter getWriter()  
    throws IOException
```

The default behavior of this method is to return `getWriter()` on the wrapped response object.

Specified By: [ServletResponse.getWriter\(\)](#) in interface [ServletResponse](#)

Throws:
IOException

isCommitted()

```
public boolean isCommitted()
```

The default behavior of this method is to return `isCommitted()` on the wrapped response object.

Specified By: [ServletResponse.isCommitted\(\)](#) in interface [ServletResponse](#)

reset()

```
public void reset()
```

The default behavior of this method is to call `reset()` on the wrapped response object.

Specified By: [ServletResponse.reset\(\)](#) in interface [ServletResponse](#)

resetBuffer()

```
public void resetBuffer()
```

The default behavior of this method is to call `resetBuffer()` on the wrapped response object.

Specified By: [ServletResponse.resetBuffer\(\)](#) in interface [ServletResponse](#)

setBufferSize(int)

```
public void setBufferSize(int size)
```

The default behavior of this method is to call `setBufferSize(int size)` on the wrapped response object.

Specified By: [ServletResponse.setBufferSize\(int\)](#) in interface [ServletResponse](#)

setCharacterEncoding(String)

```
public void setCharacterEncoding(java.lang.String charset)
```

The default behavior of this method is to call `setCharacterEncoding(String charset)` on the wrapped response object.

Specified By: [ServletResponse.setCharacterEncoding\(String\)](#) in interface [ServletResponse](#)

Since: 2.4

setContentLength(int)

```
public void setContentLength(int len)
```

The default behavior of this method is to call `setContentLength(int len)` on the wrapped response object.

Specified By: [ServletResponse.setContentLength\(int\)](#) in interface [ServletResponse](#)

setContentType(String)

```
public void setContentType(java.lang.String type)
```

The default behavior of this method is to call `setContentType(String type)` on the wrapped response object.

Specified By: [ServletResponse.setContentType\(String\)](#) in interface [ServletResponse](#)

setLocale(Locale)

```
public void setLocale(java.util.Locale loc)
```

The default behavior of this method is to call `setLocale(Locale loc)` on the wrapped response object.

Specified By: [ServletResponse.setLocale\(Locale\)](#) in interface [ServletResponse](#)

setResponse(ServletResponse)

```
public void setResponse(ServletResponse response)
```

Sets the response being wrapped.

Throws:

java.lang.IllegalArgumentException - if the response is null.

SRV.15.2.24 SingleThreadModel

```
public interface singleThreadModel
```

Deprecated. As of Java Servlet API 2.4, with no direct replacement.

Ensures that servlets handle only one request at a time. This interface has no methods.

If a servlet implements this interface, you are *guaranteed* that no two threads will execute concurrently in the servlet's service method. The servlet container can make this guarantee by synchronizing access to a single instance of the servlet, or by maintaining a pool of servlet instances and dispatching each new request to a free servlet.

Note that SingleThreadModel does not solve all thread safety issues. For example, session attributes and static variables can still be accessed by multiple requests on multiple threads at the same time, even when SingleThreadModel servlets are used. It is recommended that a developer take other means to resolve those issues instead of implementing this interface, such as avoiding the usage of an instance variable or synchronizing the block of the code accessing those resources. This interface is deprecated in Servlet API version 2.4.

SRV.15.2.25 UnavailableException

```
public class UnavailableException extends  
javax.servlet.ServletException
```

All Implemented Interfaces: java.io.Serializable

Defines an exception that a servlet or filter throws to indicate that it is permanently or temporarily unavailable.

When a servlet or filter is permanently unavailable, something is wrong with it, and it cannot handle requests until some action is taken. For example, a servlet might be configured incorrectly, or a filter's state may be corrupted. The component should log both the error and the corrective action that is needed.

A servlet or filter is temporarily unavailable if it cannot handle requests momentarily due to some system-wide problem. For example, a third-tier server might not be accessible, or there may be insufficient memory or disk storage to handle requests. A system administrator may need to take corrective action.

Servlet containers can safely treat both types of unavailable exceptions in the same way. However, treating temporary unavailability effectively makes the servlet container more robust. Specifically, the servlet container might block requests to the servlet or filter for a period of time suggested by the exception, rather than rejecting them until the servlet container restarts.

SRV.15.2.25.1 Constructors

UnavailableException(int, Servlet, String)

```
public UnavailableException(int seconds, Servlet servlet,  
    java.lang.String msg)
```

Deprecated. As of Java Servlet API 2.2, use [UnavailableException\(String, int\)](#) instead.

Parameters:

seconds - an integer specifying the number of seconds the servlet expects to be unavailable; if zero or negative, indicates that the servlet can't make an estimate

servlet - the `Servlet` that is unavailable

msg - a `String` specifying the descriptive message, which can be written to a log file or displayed for the user.

UnavailableException(Servlet, String)

```
public UnavailableException(Servlet servlet, java.lang.String msg)
```

Deprecated. As of Java Servlet API 2.2, use [UnavailableException\(String\)](#) instead.

Parameters:

servlet - the `Servlet` instance that is unavailable

msg - a `String` specifying the descriptive message

UnavailableException(String)

```
public UnavailableException(java.lang.String msg)
```

Constructs a new exception with a descriptive message indicating that the servlet is permanently unavailable.

Parameters:

msg - a `String` specifying the descriptive message

UnavailableException(String, int)

```
public UnavailableException(java.lang.String msg, int seconds)
```

Constructs a new exception with a descriptive message indicating that the servlet is temporarily unavailable and giving an estimate of how long it will be unavailable.

In some cases, the servlet cannot make an estimate. For example, the servlet might know that a server it needs is not running, but not be able to report how long it will take to be restored to functionality. This can be indicated with a negative or zero value for the seconds argument.

Parameters:

`msg` - a `String` specifying the descriptive message, which can be written to a log file or displayed for the user.

`seconds` - an integer specifying the number of seconds the servlet expects to be unavailable; if zero or negative, indicates that the servlet can't make an estimate

SRV.15.2.25.2 Methods

getServlet()

```
public Servlet getServlet()
```

Deprecated. As of Java Servlet API 2.2, with no replacement. Returns the servlet that is reporting its unavailability.

Returns: the `Servlet` object that is throwing the `UnavailableException`

getUnavailableSeconds()

```
public int getUnavailableSeconds()
```

Returns the number of seconds the servlet expects to be temporarily unavailable.

If this method returns a negative number, the servlet is permanently unavailable or cannot provide an estimate of how long it will be unavailable. No effort is made to correct for the time elapsed since the exception was first reported.

Returns: an integer specifying the number of seconds the servlet will be temporarily unavailable, or a negative number if the servlet is permanently unavailable or cannot make an estimate

isPermanent()

```
public boolean isPermanent()
```

Returns a `boolean` indicating whether the servlet is permanently unavailable. If so, something is wrong with the servlet, and the system administrator must take some corrective action.

Returns: `true` if the servlet is permanently unavailable; `false` if the servlet is available or temporarily unavailable

CHAPTER SRV.16

javax.servlet.http

This chapter describes the `javax.servlet.http` package. The chapter includes content that is generated automatically from the javadoc embedded in the actual Java classes and interfaces. This allows the creation of a single, authoritative, specification document.

SRV.16.1 Servlets Using HTTP Protocol

The *javax.servlet.http* package contains a number of classes and interfaces that describe and define the contracts between a servlet class running under the HTTP protocol and the runtime environment provided for an instance of such a class by a conforming servlet container.

The class *HttpServlet* implements the *Servlet* interface and provides a base developers will extend to implement servlets for implementing web applications employing the HTTP protocol. In addition to generic *Servlet* interface methods, the class *HttpServlet* implements interfaces providing HTTP functionality.

The basic *Servlet* interface defines a *service* method for handling client requests. This method is called for each request that the servlet container routes to an instance of a servlet.

Class Summary

Interfaces

HttpServletRequest	Extends the javax.servlet.ServletException interface to provide request information for HTTP servlets.
------------------------------------	--

Class Summary	
HttpServletResponse	Extends the javax.servlet.HttpServletResponse interface to provide HTTP-specific functionality in sending a response.
HttpSession	Provides a way to identify a user across more than one page request or visit to a Web site and to store information about that user.
HttpSessionActivationListener	Objects that are bound to a session may listen to container events notifying them that sessions will be passivated and that session will be activated.
HttpSessionAttributeListener	This listener interface can be implemented in order to get notifications of changes to the attribute lists of sessions within this web application.
HttpSessionBindingListener	Causes an object to be notified when it is bound to or unbound from a session.
HttpSessionContext	
HttpSessionListener	Implementations of this interface are notified of changes to the list of active sessions in a web application.
Classes	
Cookie	Creates a cookie, a small amount of information sent by a servlet to a Web browser, saved by the browser, and later sent back to the server.
HttpServlet	Provides an abstract class to be subclassed to create an HTTP servlet suitable for a Web site.
HttpServletRequestWrapper	Provides a convenient implementation of the HttpServletRequest interface that can be subclassed by developers wishing to adapt the request to a Servlet.
HttpServletResponseWrapper	Provides a convenient implementation of the HttpServletResponse interface that can be subclassed by developers wishing to adapt the response from a Servlet.

Class Summary	
HttpSessionBindingEvent	Events of this type are either sent to an object that implements HttpSessionBindingListener when it is bound or unbound from a session, or to a HttpSessionAttributeListener that has been configured in the deployment descriptor when any attribute is bound, unbound or replaced in a session.
HttpSessionEvent	This is the class representing event notifications for changes to sessions within a web application.
HttpUtils	

SRV.16.1.1 Cookie

```
public class Cookie implements java.lang.Cloneable
```

All Implemented Interfaces: java.lang.Cloneable

Creates a cookie, a small amount of information sent by a servlet to a Web browser, saved by the browser, and later sent back to the server. A cookie's value can uniquely identify a client, so cookies are commonly used for session management.

A cookie has a name, a single value, and optional attributes such as a comment, path and domain qualifiers, a maximum age, and a version number. Some Web browsers have bugs in how they handle the optional attributes, so use them sparingly to improve the interoperability of your servlets.

The servlet sends cookies to the browser by using the [HttpServletResponse.addCookie\(Cookie\)](#) method, which adds fields to HTTP response headers to send cookies to the browser, one at a time. The browser is expected to support 20 cookies for each Web server, 300 cookies total, and may limit cookie size to 4 KB each.

The browser returns cookies to the servlet by adding fields to HTTP request headers. Cookies can be retrieved from a request by using the [HttpServletRequest.getCookies\(\)](#) method. Several cookies might have the same name but different path attributes.

Cookies affect the caching of the Web pages that use them. HTTP 1.0 does not cache pages that use cookies created with this class. This class does not support the cache control defined with HTTP 1.1.

This class supports both the Version 0 (by Netscape) and Version 1 (by RFC 2109) cookie specifications. By default, cookies are created using Version 0 to ensure the best interoperability.

SRV.16.1.1.1 Constructors

Cookie(String, String)

```
public Cookie(java.lang.String name, java.lang.String value)
```

Constructs a cookie with a specified name and value.

The name must conform to RFC 2109. That means it can contain only ASCII alphanumeric characters and cannot contain commas, semicolons, or white space or begin with a \$ character. The cookie's name cannot be changed after creation.

The value can be anything the server chooses to send. Its value is probably of interest only to the server. The cookie's value can be changed after creation with the `setValue` method.

By default, cookies are created according to the Netscape cookie specification. The version can be changed with the `setVersion` method.

Parameters:

`name` - a String specifying the name of the cookie

`value` - a String specifying the value of the cookie

Throws:

`IllegalArgumentException` - if the cookie name contains illegal characters (for example, a comma, space, or semicolon) or it is one of the tokens reserved for use by the cookie protocol

See Also: [setValue\(String\)](#), [setVersion\(int\)](#)

SRV.16.1.1.2 Methods

clone()

```
public java.lang.Object clone()
```

Overrides the standard `java.lang.Object.clone` method to return a copy of this cookie.

Overrides: `java.lang.Object.clone()` in class `java.lang.Object`

getComment()

```
public java.lang.String getComment()
```

Returns the comment describing the purpose of this cookie, or `null` if the cookie has no comment.

Returns: a `String` containing the comment, or `null` if none

See Also: [setComment\(String\)](#)

getDomain()

```
public java.lang.String getDomain()
```

Returns the domain name set for this cookie. The form of the domain name is set by RFC 2109.

Returns: a `String` containing the domain name

See Also: [setDomain\(String\)](#)

getMaxAge()

```
public int getMaxAge()
```

Returns the maximum age of the cookie, specified in seconds. By default, `-1` indicating the cookie will persist until browser shutdown.

Returns: an integer specifying the maximum age of the cookie in seconds; if negative, means the cookie persists until browser shutdown

See Also: [setMaxAge\(int\)](#)

getName()

```
public java.lang.String getName()
```

Returns the name of the cookie. The name cannot be changed after creation.

Returns: a `String` specifying the cookie's name

getPath()

```
public java.lang.String getPath()
```

Returns the path on the server to which the browser returns this cookie. The cookie is visible to all subpaths on the server.

Returns: a `String` specifying a path that contains a servlet name, for example, `/catalog`

See Also: [setPath\(String\)](#)

getSecure()

```
public boolean getSecure()
```

Returns `true` if the browser is sending cookies only over a secure protocol, or `false` if the browser can send cookies using any protocol.

Returns: true if the browser uses a secure protocol; otherwise, true

See Also: [setSecure\(boolean\)](#)

getValue()

```
public java.lang.String getValue()
```

Returns the value of the cookie.

Returns: a String containing the cookie's present value

See Also: [setValue\(String\)](#), [Cookie](#)

getVersion()

```
public int getVersion()
```

Returns the version of the protocol this cookie complies with. Version 1 complies with RFC 2109, and version 0 complies with the original cookie specification drafted by Netscape. Cookies provided by a browser use and identify the browser's cookie version.

Returns: 0 if the cookie complies with the original Netscape specification; 1 if the cookie complies with RFC 2109

See Also: [setVersion\(int\)](#)

setComment(String)

```
public void setComment(java.lang.String purpose)
```

Specifies a comment that describes a cookie's purpose. The comment is useful if the browser presents the cookie to the user. Comments are not supported by Netscape Version 0 cookies.

Parameters:

purpose - a String specifying the comment to display to the user

See Also: [getComment\(\)](#)

setDomain(String)

```
public void setDomain(java.lang.String pattern)
```

Specifies the domain within which this cookie should be presented.

The form of the domain name is specified by RFC 2109. A domain name begins with a dot (.foo.com) and means that the cookie is visible to servers in a specified Domain Name System (DNS) zone (for example, www.foo.com, but not a.b.foo.com). By default, cookies are only returned to the server that sent them.

Parameters:

pattern - a String containing the domain name within which this cookie is visible; form is according to RFC 2109

See Also: [getDomain\(\)](#)

setMaxAge(int)

```
public void setMaxAge(int expiry)
```

Sets the maximum age of the cookie in seconds.

A positive value indicates that the cookie will expire after that many seconds have passed. Note that the value is the *maximum* age when the cookie will expire, not the cookie's current age.

A negative value means that the cookie is not stored persistently and will be deleted when the Web browser exits. A zero value causes the cookie to be deleted.

Parameters:

expiry - an integer specifying the maximum age of the cookie in seconds; if negative, means the cookie is not stored; if zero, deletes the cookie

See Also: [setMaxAge\(\)](#)

setPath(String)

```
public void setPath(java.lang.String uri)
```

Specifies a path for the cookie to which the client should return the cookie.

The cookie is visible to all the pages in the directory you specify, and all the pages in that directory's subdirectories. A cookie's path must include the servlet that set the cookie, for example, */catalog*, which makes the cookie visible to all directories on the server under */catalog*.

Consult RFC 2109 (available on the Internet) for more information on setting path names for cookies.

Parameters:

uri - a String specifying a path

See Also: [getPath\(\)](#)

setSecure(boolean)

```
public void setSecure(boolean flag)
```

Indicates to the browser whether the cookie should only be sent using a secure protocol, such as HTTPS or SSL.

The default value is `false`.

Parameters:

flag - if true, sends the cookie from the browser to the server only when using a secure protocol; if false, sent on any protocol

See Also: [getSecure\(\)](#)

setValue(String)

```
public void setValue(java.lang.String newValue)
```

Assigns a new value to a cookie after the cookie is created. If you use a binary value, you may want to use BASE64 encoding.

With Version 0 cookies, values should not contain white space, brackets, parentheses, equals signs, commas, double quotes, slashes, question marks, at signs, colons, and semicolons. Empty values may not behave the same way on all browsers.

Parameters:

newValue - a String specifying the new value

See Also: [getValue\(\)](#), [Cookie](#)

setVersion(int)

```
public void setVersion(int v)
```

Sets the version of the cookie protocol this cookie complies with. Version 0 complies with the original Netscape cookie specification. Version 1 complies with RFC 2109.

Since RFC 2109 is still somewhat new, consider version 1 as experimental; do not use it yet on production sites.

Parameters:

v - 0 if the cookie should comply with the original Netscape specification; 1 if the cookie should comply with RFC 2109

See Also: [getVersion\(\)](#)

SRV.16.1.2 HttpServlet

```
public abstract class HttpServlet extends
javax.servlet.GenericServlet implements java.io.Serializable
```

All Implemented Interfaces: java.io.Serializable, [javax.servlet.Servlet](#), [javax.servlet.ServletConfig](#)

Provides an abstract class to be subclassed to create an HTTP servlet suitable for a Web site. A subclass of HttpServlet must override at least one method, usually one of these:

- doGet, if the servlet supports HTTP GET requests
- doPost, for HTTP POST requests

- doPut, for HTTP PUT requests
- doDelete, for HTTP DELETE requests
- init and destroy, to manage resources that are held for the life of the servlet
- getServletInfo, which the servlet uses to provide information about itself

There's almost no reason to override the service method. service handles standard HTTP requests by dispatching them to the handler methods for each HTTP request type (the doXXX methods listed above).

Likewise, there's almost no reason to override the doOptions and doTrace methods.

Servlets typically run on multithreaded servers, so be aware that a servlet must handle concurrent requests and be careful to synchronize access to shared resources. Shared resources include in-memory data such as instance or class variables and external objects such as files, database connections, and network connections. See the Java Tutorial on Multithreaded Programming (<http://java.sun.com/Series/Tutorial/java/threads/multithreaded.html>) for more information on handling multiple threads in a Java program.

SRV.16.1.2.1 Constructors

HttpServlet()

```
public HttpServlet()
```

Does nothing, because this is an abstract class.

SRV.16.1.2.2 Methods

doDelete(HttpServletRequest, HttpServletResponse)

```
protected void doDelete(HttpServletRequest req,  
HttpServletResponse resp)  
throws ServletException, IOException
```

Called by the server (via the service method) to allow a servlet to handle a DELETE request. The DELETE operation allows a client to remove a document or Web page from the server.

This method does not need to be either safe or idempotent. Operations requested through DELETE can have side effects for which users can be held accountable. When using this method, it may be useful to save a copy of the affected URL in temporary storage.

If the HTTP DELETE request is incorrectly formatted, doDelete returns an HTTP "Bad Request" message.

Parameters:

req - the [HttpServletRequest](#) object that contains the request the client made of the servlet

resp - the [HttpServletResponse](#) object that contains the response the servlet returns to the client

Throws:

[IOException](#) - if an input or output error occurs while the servlet is handling the DELETE request

[javax.servlet.ServletException](#) - if the request for the DELETE cannot be handled

doGet(HttpServletRequest, HttpServletResponse)

```
protected void doGet(HttpServletRequest req,  
    HttpServletResponse resp)  
    throws ServletException, IOException
```

Called by the server (via the service method) to allow a servlet to handle a GET request.

Overriding this method to support a GET request also automatically supports an HTTP HEAD request. A HEAD request is a GET request that returns no body in the response, only the request header fields.

When overriding this method, read the request data, write the response headers, get the response's writer or output stream object, and finally, write the response data. It's best to include content type and encoding. When using a `PrintWriter` object to return the response, set the content type before accessing the `PrintWriter` object.

The servlet container must write the headers before committing the response, because in HTTP the headers must be sent before the response body.

Where possible, set the Content-Length header (with the [javax.servlet.HttpServletResponse.setContentLength\(int\)](#) method), to allow the servlet container to use a persistent connection to return its response to the client, improving performance. The content length is automatically set if the entire response fits inside the response buffer.

When using HTTP 1.1 chunked encoding (which means that the response has a Transfer-Encoding header), do not set the Content-Length header.

The GET method should be safe, that is, without any side effects for which users are held responsible. For example, most form queries have no side effects. If a client request is intended to change stored data, the request should use some other HTTP method.

The GET method should also be idempotent, meaning that it can be safely repeated. Sometimes making a method safe also makes it idempotent. For example, repeating queries is both safe and idempotent, but buying a product online or modifying data is neither safe nor idempotent.

If the request is incorrectly formatted, `doGet` returns an HTTP “Bad Request” message.

Parameters:

`req` - an [HttpServletRequest](#) object that contains the request the client has made of the servlet

`resp` - an [HttpServletResponse](#) object that contains the response the servlet sends to the client

Throws:

`IOException` - if an input or output error is detected when the servlet handles the GET request

[javax.servlet.ServletException](#) - if the request for the GET could not be handled

See Also: [javax.servlet.HttpServletResponse.setContentType\(String\)](#)

doHead(HttpServletRequest, HttpServletResponse)

```
protected void doHead(HttpServletRequest req,  
    HttpServletResponse resp)  
    throws ServletException, IOException
```

Receives an HTTP HEAD request from the protected service method and handles the request. The client sends a HEAD request when it wants to see only the headers of a response, such as Content-Type or Content-Length. The HTTP HEAD method counts the output bytes in the response to set the Content-Length header accurately.

If you override this method, you can avoid computing the response body and just set the response headers directly to improve performance. Make sure that the `doHead` method you write is both safe and idempotent (that is, protects itself from being called multiple times for one HTTP HEAD request).

If the HTTP HEAD request is incorrectly formatted, `doHead` returns an HTTP “Bad Request” message.

Parameters:

`req` - the request object that is passed to the servlet

`resp` - the response object that the servlet uses to return the headers to the client

Throws:

IOException - if an input or output error occurs

[javax.servlet.ServletException](#) - if the request for the HEAD could not be handled

doOptions(HttpServletRequest, HttpServletResponse)

```
protected void doOptions(HttpServletRequest req,  
HttpServletResponse resp)  
throws ServletException, IOException
```

Called by the server (via the service method) to allow a servlet to handle a OPTIONS request. The OPTIONS request determines which HTTP methods the server supports and returns an appropriate header. For example, if a servlet overrides doGet, this method returns the following header:

Allow: GET, HEAD, TRACE, OPTIONS

There's no need to override this method unless the servlet implements new HTTP methods, beyond those implemented by HTTP 1.1.

Parameters:

req - the [HttpServletRequest](#) object that contains the request the client made of the servlet

resp - the [HttpServletResponse](#) object that contains the response the servlet returns to the client

Throws:

IOException - if an input or output error occurs while the servlet is handling the OPTIONS request

[javax.servlet.ServletException](#) - if the request for the OPTIONS cannot be handled

doPost(HttpServletRequest, HttpServletResponse)

```
protected void doPost(HttpServletRequest req,  
HttpServletResponse resp)  
throws ServletException, IOException
```

Called by the server (via the service method) to allow a servlet to handle a POST request. The HTTP POST method allows the client to send data of unlimited length to the Web server a single time and is useful when posting information such as credit card numbers.

When overriding this method, read the request data, write the response headers, get the response's writer or output stream object, and finally, write the response data. It's best to include content type and encoding. When using a `PrintWriter` object to return the response, set the content type before accessing the `PrintWriter` object.

The servlet container must write the headers before committing the response, because in HTTP the headers must be sent before the response body.

Where possible, set the Content-Length header (with the [javax.servlet.ServletResponse.setContentLength\(int\)](#) method), to allow the servlet container to use a persistent connection to return its response to the client, improving performance. The content length is automatically set if the entire response fits inside the response buffer.

When using HTTP 1.1 chunked encoding (which means that the response has a Transfer-Encoding header), do not set the Content-Length header.

This method does not need to be either safe or idempotent. Operations requested through POST can have side effects for which the user can be held accountable, for example, updating stored data or buying items online.

If the HTTP POST request is incorrectly formatted, `doPost` returns an HTTP “Bad Request” message.

Parameters:

`req` - an [HttpServletRequest](#) object that contains the request the client has made of the servlet

`resp` - an [HttpServletResponse](#) object that contains the response the servlet sends to the client

Throws:

`IOException` - if an input or output error is detected when the servlet handles the request

[javax.servlet.ServletException](#) - if the request for the POST could not be handled

See Also: [javax.servlet.ServletOutputStream](#),
[javax.servlet.ServletResponse.setContentType\(String\)](#)

doPut(HttpServletRequest, HttpServletResponse)

```
protected void doPut(HttpServletRequest req,  
HttpServletResponse resp)  
throws ServletException, IOException
```

Called by the server (via the `service` method) to allow a servlet to handle a PUT request. The PUT operation allows a client to place a file on the server and is similar to sending a file by FTP.

When overriding this method, leave intact any content headers sent with the request (including Content-Length, Content-Type, Content-Transfer-Encoding, Content-Encoding, Content-Base, Content-Language, Content-Location, Content-MD5, and Content-Range). If your method cannot handle a content header, it must issue an error message (HTTP 501 - Not Implemented) and

discard the request. For more information on HTTP 1.1, see RFC 2616 (<http://www.ietf.org/rfc/rfc2616.txt>).

This method does not need to be either safe or idempotent. Operations that `doPut` performs can have side effects for which the user can be held accountable. When using this method, it may be useful to save a copy of the affected URL in temporary storage.

If the HTTP PUT request is incorrectly formatted, `doPut` returns an HTTP “Bad Request” message.

Parameters:

`req` - the [HttpServletRequest](#) object that contains the request the client made of the servlet

`resp` - the [HttpServletResponse](#) object that contains the response the servlet returns to the client

Throws:

`IOException` - if an input or output error occurs while the servlet is handling the PUT request

[javax.servlet.ServletException](#) - if the request for the PUT cannot be handled

doTrace(HttpServletRequest, HttpServletResponse)

```
protected void doTrace(HttpServletRequest req,  
    HttpServletResponse resp)  
    throws ServletException, IOException
```

Called by the server (via the service method) to allow a servlet to handle a TRACE request. A TRACE returns the headers sent with the TRACE request to the client, so that they can be used in debugging. There’s no need to override this method.

Parameters:

`req` - the [HttpServletRequest](#) object that contains the request the client made of the servlet

`resp` - the [HttpServletResponse](#) object that contains the response the servlet returns to the client

Throws:

`IOException` - if an input or output error occurs while the servlet is handling the TRACE request

[javax.servlet.ServletException](#) - if the request for the TRACE cannot be handled

getLastModified(HttpServletRequest)

protected long **getLastModified**([HttpServletRequest](#) req)

Returns the time the `HttpServletRequest` object was last modified, in milliseconds since midnight January 1, 1970 GMT. If the time is unknown, this method returns a negative number (the default).

Servlets that support HTTP GET requests and can quickly determine their last modification time should override this method. This makes browser and proxy caches work more effectively, reducing the load on server and network resources.

Parameters:

req - the `HttpServletRequest` object that is sent to the servlet

Returns: a long integer specifying the time the `HttpServletRequest` object was last modified, in milliseconds since midnight, January 1, 1970 GMT, or -1 if the time is not known

service([HttpServletRequest](#), [HttpServletResponse](#))

protected void **service**([HttpServletRequest](#) req,
[HttpServletResponse](#) resp)
throws `ServletException`, `IOException`

Receives standard HTTP requests from the public `service` method and dispatches them to the `doXXX` methods defined in this class. This method is an HTTP-specific version of the [javax.servlet.Servlet.service\(ServletRequest, ServletResponse\)](#) method. There's no need to override this method.

Parameters:

req - the [HttpServletRequest](#) object that contains the request the client made of the servlet

resp - the [HttpServletResponse](#) object that contains the response the servlet returns to the client

Throws:

`IOException` - if an input or output error occurs while the servlet is handling the HTTP request

[javax.servlet.ServletException](#) - if the HTTP request cannot be handled

See Also: [javax.servlet.Servlet.service\(ServletRequest, ServletResponse\)](#)

service([ServletRequest](#), [ServletResponse](#))

public void **service**([javax.servlet.ServletRequest](#) req,
[javax.servlet.ServletResponse](#) res)
throws `ServletException`, `IOException`

Dispatches client requests to the protected service method. There's no need to override this method.

Specified By: [javax.servlet.Servlet.service\(ServletRequest, ServletResponse\)](#) in interface [javax.servlet.Servlet](#)

Overrides: [javax.servlet.GenericServlet.service\(ServletRequest, ServletResponse\)](#) in class [javax.servlet.GenericServlet](#)

Parameters:

req - the [HttpServletRequest](#) object that contains the request the client made of the servlet

res - the [HttpServletResponse](#) object that contains the response the servlet returns to the client

Throws:

IOException - if an input or output error occurs while the servlet is handling the HTTP request

[javax.servlet.ServletException](#) - if the HTTP request cannot be handled

See Also: [javax.servlet.Servlet.service\(ServletRequest, ServletResponse\)](#)

SRV.16.1.3 **HttpServletRequest**

```
public interface HttpServletRequest extends
javax.servlet.ServletRequest
```

All Superinterfaces: [javax.servlet.ServletRequest](#)

All Known Implementing Classes: [HttpServletRequestWrapper](#)

Extends the [javax.servlet.ServletRequest](#) interface to provide request information for HTTP servlets.

The servlet container creates an `HttpServletRequest` object and passes it as an argument to the servlet's service methods (`doGet`, `doPost`, etc).

SRV.16.1.3.1 *Fields*

BASIC_AUTH

```
public static final java.lang.String BASIC_AUTH
```

String identifier for Basic authentication. Value "BASIC"

CLIENT_CERT_AUTH

```
public static final java.lang.String CLIENT_CERT_AUTH
```

String identifier for Client Certificate authentication. Value “CLIENT_CERT”

DIGEST_AUTH

```
public static final java.lang.String DIGEST_AUTH
```

String identifier for Digest authentication. Value “DIGEST”

FORM_AUTH

```
public static final java.lang.String FORM_AUTH
```

String identifier for Form authentication. Value “FORM”

SRV.16.1.3.2 Methods

getAuthType()

```
public java.lang.String getAuthType()
```

Returns the name of the authentication scheme used to protect the servlet. All servlet containers support basic, form and client certificate authentication, and may additionally support digest authentication. If the servlet is not authenticated null is returned.

Same as the value of the CGI variable AUTH_TYPE.

Returns: one of the static members BASIC_AUTH, FORM_AUTH, CLIENT_CERT_AUTH, DIGEST_AUTH (suitable for == comparison) or the container-specific string indicating the authentication scheme, or null if the request was not authenticated.

getContextPath()

```
public java.lang.String getContextPath()
```

Returns the portion of the request URI that indicates the context of the request. The context path always comes first in a request URI. The path starts with a “/” character but does not end with a “/” character. For servlets in the default (root) context, this method returns “”. The container does not decode this string.

It is possible that a servlet container may match a context by more than one context path. In such cases this method will return the actual context path used by the request and it may differ from the path returned by the ServletContext.getContextPath() method. The context path returned by ServletContext.getContextPath() should be considered as the prime or preferred context path of the application.

Returns: a `String` specifying the portion of the request URI that indicates the context of the request.

getCookies()

```
public Cookie[] getCookies()
```

Returns an array containing all of the `Cookie` objects the client sent with this request. This method returns `null` if no cookies were sent.

Returns: an array of all the `Cookies` included with this request, or `null` if the request has no cookies

getDateHeader(String)

```
public long getDateHeader(java.lang.String name)
```

Returns the value of the specified request header as a `long` value that represents a `Date` object. Use this method with headers that contain dates, such as `If-Modified-Since`.

The date is returned as the number of milliseconds since January 1, 1970 GMT. The header name is case insensitive.

If the request did not have a header of the specified name, this method returns `-1`. If the header can't be converted to a date, the method throws an `IllegalArgumentException`.

Parameters:

name - a `String` specifying the name of the header

Returns: a `long` value representing the date specified in the header expressed as the number of milliseconds since January 1, 1970 GMT, or `-1` if the named header was not included with the request

Throws:

`IllegalArgumentException` - If the header value can't be converted to a date

getHeader(String)

```
public java.lang.String getHeader(java.lang.String name)
```

Returns the value of the specified request header as a `String`. If the request did not include a header of the specified name, this method returns `null`. If there are multiple headers with the same name, this method returns the first head in the request. The header name is case insensitive. You can use this method with any request header.

Parameters:

name - a `String` specifying the header name

Returns: a `String` containing the value of the requested header, or `null` if the request does not have a header of that name

getHeaderNames()

```
public java.util.Enumeration getHeaderNames()
```

Returns an enumeration of all the header names this request contains. If the request has no headers, this method returns an empty enumeration.

Some servlet containers do not allow servlets to access headers using this method, in which case this method returns `null`

Returns: an enumeration of all the header names sent with this request; if the request has no headers, an empty enumeration; if the servlet container does not allow servlets to use this method, `null`

getHeaders(String)

```
public java.util.Enumeration getHeaders(java.lang.String name)
```

Returns all the values of the specified request header as an Enumeration of `String` objects.

Some headers, such as `Accept-Language` can be sent by clients as several headers each with a different value rather than sending the header as a comma separated list.

If the request did not include any headers of the specified name, this method returns an empty Enumeration. The header name is case insensitive. You can use this method with any request header.

Parameters:

`name` - a `String` specifying the header name

Returns: an Enumeration containing the values of the requested header. If the request does not have any headers of that name return an empty enumeration. If the container does not allow access to header information, return `null`

getIntHeader(String)

```
public int getIntHeader(java.lang.String name)
```

Returns the value of the specified request header as an `int`. If the request does not have a header of the specified name, this method returns `-1`. If the header cannot be converted to an integer, this method throws a `NumberFormatException`.

The header name is case insensitive.

Parameters:

name - a `String` specifying the name of a request header

Returns: an integer expressing the value of the request header or -1 if the request doesn't have a header of this name

Throws:

`NumberFormatException` - If the header value can't be converted to an `int`

getMethod()

```
public java.lang.String getMethod()
```

Returns the name of the HTTP method with which this request was made, for example, GET, POST, or PUT. Same as the value of the CGI variable `REQUEST_METHOD`.

Returns: a `String` specifying the name of the method with which this request was made

getPathInfo()

```
public java.lang.String getPathInfo()
```

Returns any extra path information associated with the URL the client sent when it made this request. The extra path information follows the servlet path but precedes the query string and will start with a "/" character.

This method returns `null` if there was no extra path information.

Same as the value of the CGI variable `PATH_INFO`.

Returns: a `String`, decoded by the web container, specifying extra path information that comes after the servlet path but before the query string in the request URL; or `null` if the URL does not have any extra path information

getPathTranslated()

```
public java.lang.String getPathTranslated()
```

Returns any extra path information after the servlet name but before the query string, and translates it to a real path. Same as the value of the CGI variable `PATH_TRANSLATED`.

If the URL does not have any extra path information, this method returns `null` or the servlet container cannot translate the virtual path to a real path for any reason (such as when the web application is executed from an archive). The web container does not decode this string.

Returns: a `String` specifying the real path, or `null` if the URL does not have any extra path information

getQueryString()

```
public java.lang.String getQueryString()
```

Returns the query string that is contained in the request URL after the path. This method returns `null` if the URL does not have a query string. Same as the value of the CGI variable `QUERY_STRING`.

Returns: a `String` containing the query string or `null` if the URL contains no query string. The value is not decoded by the container.

getRemoteUser()

```
public java.lang.String getRemoteUser()
```

Returns the login of the user making this request, if the user has been authenticated, or `null` if the user has not been authenticated. Whether the user name is sent with each subsequent request depends on the browser and type of authentication. Same as the value of the CGI variable `REMOTE_USER`.

Returns: a `String` specifying the login of the user making this request, or `null` if the user login is not known

getRequestSessionId()

```
public java.lang.String getRequestSessionId()
```

Returns the session ID specified by the client. This may not be the same as the ID of the current valid session for this request. If the client did not specify a session ID, this method returns `null`.

Returns: a `String` specifying the session ID, or `null` if the request did not specify a session ID

See Also: [isRequestedSessionIdValid\(\)](#)

getRequestURI()

```
public java.lang.String getRequestURI()
```

Returns the part of this request's URL from the protocol name up to the query string in the first line of the HTTP request. The web container does not decode this `String`. For example:

First line of HTTP request	Returned Value	
POST /some/path.html HTTP/1.1		/some/path.html
GET http://foo.bar/a.html HTTP/1.0		/a.html
HEAD /xyz?a=b HTTP/1.1		/xyz

To reconstruct an URL with a scheme and host, use [HttpUtils.getRequestURL\(HttpServletRequest\)](#) .

Returns: a String containing the part of the URL from the protocol name up to the query string

See Also: [HttpUtils.getRequestURL\(HttpServletRequest\)](#)

getRequestURL()

```
public java.lang.StringBuffer getRequestURL()
```

Reconstructs the URL the client used to make the request. The returned URL contains a protocol, server name, port number, and server path, but it does not include query string parameters.

If this request has been forwarded using [RequestDispatcher.forward\(ServletRequest, ServletResponse\)](#), the server path in the reconstructed URL must reflect the path used to obtain the RequestDispatcher, and not the server path specified by the client.

Because this method returns a StringBuffer, not a string, you can modify the URL easily, for example, to append query parameters.

This method is useful for creating redirect messages and for reporting errors.

Returns: a StringBuffer object containing the reconstructed URL

getServletPath()

```
public java.lang.String getServletPath()
```

Returns the part of this request's URL that calls the servlet. This path starts with a "/" character and includes either the servlet name or a path to the servlet, but does not include any extra path information or a query string. Same as the value of the CGI variable SCRIPT_NAME.

This method will return an empty string ("") if the servlet used to process this request was matched using the "/*" pattern.

Returns: a String containing the name or path of the servlet being called, as specified in the request URL, decoded, or an empty string if the servlet used to process the request is matched using the "/*" pattern.

getSession()

```
public HttpSession getSession()
```

Returns the current session associated with this request, or if the request does not have a session, creates one.

Returns: the HttpSession associated with this request

See Also: [getSession\(boolean\)](#)

getSession(boolean)

```
public HttpSession getSession(boolean create)
```

Returns the current `HttpSession` associated with this request or, if there is no current session and `create` is true, returns a new session.

If `create` is false and the request has no valid `HttpSession`, this method returns null.

To make sure the session is properly maintained, you must call this method before the response is committed. If the container is using cookies to maintain session integrity and is asked to create a new session when the response is committed, an `IllegalStateException` is thrown.

Parameters:

`create` - true to create a new session for this request if necessary; false to return null if there's no current session

Returns: the `HttpSession` associated with this request or null if `create` is false and the request has no valid session

See Also: [getSession\(\)](#)

getUserPrincipal()

```
public java.security.Principal getUserPrincipal()
```

Returns a `java.security.Principal` object containing the name of the current authenticated user. If the user has not been authenticated, the method returns null.

Returns: a `java.security.Principal` containing the name of the user making this request; null if the user has not been authenticated

isRequestedSessionIdFromCookie()

```
public boolean isRequestedSessionIdFromCookie()
```

Checks whether the requested session ID came in as a cookie.

Returns: true if the session ID came in as a cookie; otherwise, false

See Also: [getSession\(boolean\)](#)

isRequestedSessionIdFromUrl()

```
public boolean isRequestedSessionIdFromUrl()
```

Deprecated. As of Version 2.1 of the Java Servlet API, use [isRequestedSessionIdFromURL\(\)](#) instead.

isRequestedSessionIdFromURL()

```
public boolean isRequestedSessionIdFromURL()
```

Checks whether the requested session ID came in as part of the request URL.

Returns: true if the session ID came in as part of a URL; otherwise, false

See Also: [getSession\(boolean\)](#)

isRequestedSessionIdValid()

```
public boolean isRequestedSessionIdValid()
```

Checks whether the requested session ID is still valid.

Returns: true if this request has an id for a valid session in the current session context; false if the client did not specify any session ID.

See Also: [getRequestId\(\)](#), [getSession\(boolean\)](#), [HttpSessionContext](#)

isUserInRole(String)

```
public boolean isUserInRole(java.lang.String role)
```

Returns a boolean indicating whether the authenticated user is included in the specified logical “role”. Roles and role membership can be defined using deployment descriptors. If the user has not been authenticated, the method returns false.

Parameters:

role - a String specifying the name of the role

Returns: a boolean indicating whether the user making this request belongs to a given role; false if the user has not been authenticated

SRV.16.1.4 HttpServletRequestWrapper

```
public class HttpServletRequestWrapper extends  
javax.servlet.ServletRequestWrapper implements  
javax.servlet.http.HttpServletRequest
```

All Implemented Interfaces: [HttpServletRequest](#), [javax.servlet.ServletRequest](#)

Provides a convenient implementation of the HttpServletRequest interface that can be subclassed by developers wishing to adapt the request to a Servlet. This class implements the Wrapper or Decorator pattern. Methods default to calling through to the wrapped request object.

Since: v 2.3

See Also: [HttpServletRequest](#)

*SRV.16.1.4.1 Constructors***HttpServletRequestWrapper(HttpServletRequest)**

```
public HttpServletRequestWrapper(HttpServletRequest request)
```

Constructs a request object wrapping the given request.

Throws:

`java.lang.IllegalArgumentException` - if the request is null

*SRV.16.1.4.2 Methods***getAuthType()**

```
public java.lang.String getAuthType()
```

The default behavior of this method is to return `getAuthType()` on the wrapped request object.

Specified By: [HttpServletRequest.getAuthType\(\)](#) in interface [HttpServletRequest](#)

getContextPath()

```
public java.lang.String getContextPath()
```

The default behavior of this method is to return `getContextPath()` on the wrapped request object.

Specified By: [HttpServletRequest.getContextPath\(\)](#) in interface [HttpServletRequest](#)

getCookies()

```
public Cookie[] getCookies()
```

The default behavior of this method is to return `getCookies()` on the wrapped request object.

Specified By: [HttpServletRequest.getCookies\(\)](#) in interface [HttpServletRequest](#)

getDateHeader(String)

```
public long getDateHeader(java.lang.String name)
```

The default behavior of this method is to return `getDateHeader(String name)` on the wrapped request object.

Specified By: [HttpServletRequest.getDateHeader\(String\)](#) in interface [HttpServletRequest](#)

getHeader(String)

```
public java.lang.String getHeader(java.lang.String name)
```

The default behavior of this method is to return `getHeader(String name)` on the wrapped request object.

Specified By: [HttpServletRequest.getHeader\(String\)](#) in interface [HttpServletRequest](#)

getHeaderNames()

```
public java.util.Enumeration getHeaderNames()
```

The default behavior of this method is to return `getHeaderNames()` on the wrapped request object.

Specified By: [HttpServletRequest.getHeaderNames\(\)](#) in interface [HttpServletRequest](#)

getHeaders(String)

```
public java.util.Enumeration getHeaders(java.lang.String name)
```

The default behavior of this method is to return `getHeaders(String name)` on the wrapped request object.

Specified By: [HttpServletRequest.getHeaders\(String\)](#) in interface [HttpServletRequest](#)

getIntHeader(String)

```
public int getIntHeader(java.lang.String name)
```

The default behavior of this method is to return `getIntHeader(String name)` on the wrapped request object.

Specified By: [HttpServletRequest.getIntHeader\(String\)](#) in interface [HttpServletRequest](#)

getMethod()

```
public java.lang.String getMethod()
```

The default behavior of this method is to return `getMethod()` on the wrapped request object.

Specified By: [HttpServletRequest.getMethod\(\)](#) in interface [HttpServletRequest](#)

getPathInfo()

```
public java.lang.String getPathInfo()
```

The default behavior of this method is to return `getPathInfo()` on the wrapped request object.

Specified By: [HttpServletRequest.getPathInfo\(\)](#) in interface [HttpServletRequest](#)

getPathTranslated()

```
public java.lang.String getPathTranslated()
```

The default behavior of this method is to return `getPathTranslated()` on the wrapped request object.

Specified By: [HttpServletRequest.getPathTranslated\(\)](#) in interface [HttpServletRequest](#)

getQueryString()

```
public java.lang.String getQueryString()
```

The default behavior of this method is to return `getQueryString()` on the wrapped request object.

Specified By: [HttpServletRequest.getQueryString\(\)](#) in interface [HttpServletRequest](#)

getRemoteUser()

```
public java.lang.String getRemoteUser()
```

The default behavior of this method is to return `getRemoteUser()` on the wrapped request object.

Specified By: [HttpServletRequest.getRemoteUser\(\)](#) in interface [HttpServletRequest](#)

getRequestedSessionId()

```
public java.lang.String getRequestedSessionId()
```

The default behavior of this method is to return `getRequestedSessionId()` on the wrapped request object.

Specified By: [HttpServletRequest.getRequestedSessionId\(\)](#) in interface [HttpServletRequest](#)

getRequestURI()

```
public java.lang.String getRequestURI()
```

The default behavior of this method is to return `getRequestURI()` on the wrapped request object.

Specified By: [HttpServletRequest.getRequestURI\(\)](#) in interface [HttpServletRequest](#)

getRequestURL()

```
public java.lang.StringBuffer getRequestURL()
```

The default behavior of this method is to return `getRequestURL()` on the wrapped request object.

Specified By: [HttpServletRequest.getRequestURL\(\)](#) in interface [HttpServletRequest](#)

getServletPath()

```
public java.lang.String getServletPath()
```

The default behavior of this method is to return `getServletPath()` on the wrapped request object.

Specified By: [HttpServletRequest.getServletPath\(\)](#) in interface [HttpServletRequest](#)

getSession()

```
public HttpSession getSession()
```

The default behavior of this method is to return `getSession()` on the wrapped request object.

Specified By: [HttpServletRequest.getSession\(\)](#) in interface [HttpServletRequest](#)

getSession(boolean)

```
public HttpSession getSession(boolean create)
```

The default behavior of this method is to return `getSession(boolean create)` on the wrapped request object.

Specified By: [HttpServletRequest.getSession\(boolean\)](#) in interface [HttpServletRequest](#)

getUserPrincipal()

```
public java.security.Principal getUserPrincipal()
```

The default behavior of this method is to return `getUserPrincipal()` on the wrapped request object.

Specified By: [HttpServletRequest.getUserPrincipal\(\)](#) in interface [HttpServletRequest](#)

isRequestedSessionIdFromCookie()

```
public boolean isRequestedSessionIdFromCookie()
```

The default behavior of this method is to return `isRequestedSessionIdFromCookie()` on the wrapped request object.

Specified By:

[HttpServletRequest.isRequestedSessionIdFromCookie\(\)](#) in interface [HttpServletRequest](#)

isRequestedSessionIdFromUrl()

```
public boolean isRequestedSessionIdFromUrl()
```

The default behavior of this method is to return `isRequestedSessionIdFromUrl()` on the wrapped request object.

Specified By: [HttpServletRequest.isRequestedSessionIdFromUrl\(\)](#) in interface [HttpServletRequest](#)

isRequestedSessionIdFromURL()

```
public boolean isRequestedSessionIdFromURL()
```

The default behavior of this method is to return `isRequestedSessionIdFromURL()` on the wrapped request object.

Specified By: [HttpServletRequest.isRequestedSessionIdFromURL\(\)](#) in interface [HttpServletRequest](#)

isRequestedSessionIdValid()

```
public boolean isRequestedSessionIdValid()
```

The default behavior of this method is to return `isRequestedSessionIdValid()` on the wrapped request object.

Specified By: [HttpServletRequest.isRequestedSessionIdValid\(\)](#) in interface [HttpServletRequest](#)

isUserInRole(String)

```
public boolean isUserInRole(java.lang.String role)
```

The default behavior of this method is to return `isUserInRole(String role)` on the wrapped request object.

Specified By: [HttpServletRequest.isUserInRole\(String\)](#) in interface [HttpServletRequest](#)

SRV.16.1.5 **HttpServletResponse**

public interface `HttpServletResponse` extends [javax.servlet.ServletResponse](#)

All Superinterfaces: [javax.servlet.ServletResponse](#)

All Known Implementing Classes: [HttpServletResponseWrapper](#)

Extends the [javax.servlet.ServletResponse](#) interface to provide HTTP-specific functionality in sending a response. For example, it has methods to access HTTP headers and cookies.

The servlet container creates an `HttpServletResponse` object and passes it as an argument to the servlet's service methods (`doGet`, `doPost`, etc).

See Also: [javax.servlet.ServletResponse](#)

SRV.16.1.5.1 *Fields*

SC_ACCEPTED

public static final int `SC_ACCEPTED`

Status code (202) indicating that a request was accepted for processing, but was not completed.

SC_BAD_GATEWAY

public static final int `SC_BAD_GATEWAY`

Status code (502) indicating that the HTTP server received an invalid response from a server it consulted when acting as a proxy or gateway.

SC_BAD_REQUEST

public static final int `SC_BAD_REQUEST`

Status code (400) indicating the request sent by the client was syntactically incorrect.

SC_CONFLICT

public static final int `SC_CONFLICT`

Status code (409) indicating that the request could not be completed due to a conflict with the current state of the resource.

SC_CONTINUE

public static final int `SC_CONTINUE`

Status code (100) indicating the client can continue.

SC_CREATED

```
public static final int SC_CREATED
```

Status code (201) indicating the request succeeded and created a new resource on the server.

SC_EXPECTATION_FAILED

```
public static final int SC_EXPECTATION_FAILED
```

Status code (417) indicating that the server could not meet the expectation given in the Expect request header.

SC_FORBIDDEN

```
public static final int SC_FORBIDDEN
```

Status code (403) indicating the server understood the request but refused to fulfill it.

SC_FOUND

```
public static final int SC_FOUND
```

Status code (302) indicating that the resource reside temporarily under a different URI. Since the redirection might be altered on occasion, the client should continue to use the Request-URI for future requests.(HTTP/1.1) To represent the status code (302), it is recommended to use this variable.

SC_GATEWAY_TIMEOUT

```
public static final int SC_GATEWAY_TIMEOUT
```

Status code (504) indicating that the server did not receive a timely response from the upstream server while acting as a gateway or proxy.

SC_GONE

```
public static final int SC_GONE
```

Status code (410) indicating that the resource is no longer available at the server and no forwarding address is known. This condition *SHOULD* be considered permanent.

SC_HTTP_VERSION_NOT_SUPPORTED

```
public static final int SC_HTTP_VERSION_NOT_SUPPORTED
```

Status code (505) indicating that the server does not support or refuses to support the HTTP protocol version that was used in the request message.

SC_INTERNAL_SERVER_ERROR

```
public static final int SC_INTERNAL_SERVER_ERROR
```

Status code (500) indicating an error inside the HTTP server which prevented it from fulfilling the request.

SC_LENGTH_REQUIRED

```
public static final int SC_LENGTH_REQUIRED
```

Status code (411) indicating that the request cannot be handled without a defined Content-Length.

SC_METHOD_NOT_ALLOWED

```
public static final int SC_METHOD_NOT_ALLOWED
```

Status code (405) indicating that the method specified in the Request-Line is not allowed for the resource identified by the Request-URI.

SC_MOVED_PERMANENTLY

```
public static final int SC_MOVED_PERMANENTLY
```

Status code (301) indicating that the resource has permanently moved to a new location, and that future references should use a new URI with their requests.

SC_MOVED_TEMPORARILY

```
public static final int SC_MOVED_TEMPORARILY
```

Status code (302) indicating that the resource has temporarily moved to another location, but that future references should still use the original URI to access the resource. This definition is being retained for backwards compatibility. SC_FOUND is now the preferred definition.

SC_MULTIPLE_CHOICES

```
public static final int SC_MULTIPLE_CHOICES
```

Status code (300) indicating that the requested resource corresponds to any one of a set of representations, each with its own specific location.

SC_NO_CONTENT

```
public static final int SC_NO_CONTENT
```

Status code (204) indicating that the request succeeded but that there was no new information to return.

SC_NON_AUTHORITATIVE_INFORMATION

```
public static final int SC_NON_AUTHORITATIVE_INFORMATION
```

Status code (203) indicating that the meta information presented by the client did not originate from the server.

SC_NOT_ACCEPTABLE

```
public static final int SC_NOT_ACCEPTABLE
```

Status code (406) indicating that the resource identified by the request is only capable of generating response entities which have content characteristics not acceptable according to the accept headers sent in the request.

SC_NOT_FOUND

```
public static final int SC_NOT_FOUND
```

Status code (404) indicating that the requested resource is not available.

SC_NOT_IMPLEMENTED

```
public static final int SC_NOT_IMPLEMENTED
```

Status code (501) indicating the HTTP server does not support the functionality needed to fulfill the request.

SC_NOT_MODIFIED

```
public static final int SC_NOT_MODIFIED
```

Status code (304) indicating that a conditional GET operation found that the resource was available and not modified.

SC_OK

```
public static final int SC_OK
```

Status code (200) indicating the request succeeded normally.

SC_PARTIAL_CONTENT

```
public static final int SC_PARTIAL_CONTENT
```

Status code (206) indicating that the server has fulfilled the partial GET request for the resource.

SC_PAYMENT_REQUIRED

```
public static final int SC_PAYMENT_REQUIRED
```

Status code (402) reserved for future use.

SC_PRECONDITION_FAILED

```
public static final int SC_PRECONDITION_FAILED
```

Status code (412) indicating that the precondition given in one or more of the request-header fields evaluated to false when it was tested on the server.

SC_PROXY_AUTHENTICATION_REQUIRED

```
public static final int SC_PROXY_AUTHENTICATION_REQUIRED
```

Status code (407) indicating that the client *MUST* first authenticate itself with the proxy.

SC_REQUEST_ENTITY_TOO_LARGE

```
public static final int SC_REQUEST_ENTITY_TOO_LARGE
```

Status code (413) indicating that the server is refusing to process the request because the request entity is larger than the server is willing or able to process.

SC_REQUEST_TIMEOUT

```
public static final int SC_REQUEST_TIMEOUT
```

Status code (408) indicating that the client did not produce a request within the time that the server was prepared to wait.

SC_REQUEST_URI_TOO_LONG

```
public static final int SC_REQUEST_URI_TOO_LONG
```

Status code (414) indicating that the server is refusing to service the request because the Request-URI is longer than the server is willing to interpret.

SC_REQUESTED_RANGE_NOT_SATISFIABLE

```
public static final int SC_REQUESTED_RANGE_NOT_SATISFIABLE
```

Status code (416) indicating that the server cannot serve the requested byte range.

SC_RESET_CONTENT

```
public static final int SC_RESET_CONTENT
```

Status code (205) indicating that the agent *SHOULD* reset the document view which caused the request to be sent.

SC_SEE_OTHER

```
public static final int SC_SEE_OTHER
```

Status code (303) indicating that the response to the request can be found under a different URI.

SC_SERVICE_UNAVAILABLE

```
public static final int SC_SERVICE_UNAVAILABLE
```

Status code (503) indicating that the HTTP server is temporarily overloaded, and unable to handle the request.

SC_SWITCHING_PROTOCOLS

```
public static final int SC_SWITCHING_PROTOCOLS
```

Status code (101) indicating the server is switching protocols according to Upgrade header.

SC_TEMPORARY_REDIRECT

```
public static final int SC_TEMPORARY_REDIRECT
```

Status code (307) indicating that the requested resource resides temporarily under a different URI. The temporary URI *SHOULD* be given by the Location field in the response.

SC_UNAUTHORIZED

```
public static final int SC_UNAUTHORIZED
```

Status code (401) indicating that the request requires HTTP authentication.

SC_UNSUPPORTED_MEDIA_TYPE

```
public static final int SC_UNSUPPORTED_MEDIA_TYPE
```

Status code (415) indicating that the server is refusing to service the request because the entity of the request is in a format not supported by the requested resource for the requested method.

SC_USE_PROXY

```
public static final int SC_USE_PROXY
```

Status code (305) indicating that the requested resource *MUST* be accessed through the proxy given by the Location field.

*SRV.16.1.5.2 Methods***addCookie(Cookie)**

```
public void addCookie(Cookie cookie)
```

Adds the specified cookie to the response. This method can be called multiple times to set more than one cookie.

Parameters:

cookie - the Cookie to return to the client

addDateHeader(String, long)

```
public void addDateHeader(java.lang.String name, long date)
```

Adds a response header with the given name and date-value. The date is specified in terms of milliseconds since the epoch. This method allows response headers to have multiple values.

Parameters:

name - the name of the header to set

date - the additional date value

See Also: [setDateHeader\(String, long\)](#)

addHeader(String, String)

```
public void addHeader(java.lang.String name,  
java.lang.String value)
```

Adds a response header with the given name and value. This method allows response headers to have multiple values.

Parameters:

name - the name of the header

value - the additional header value If it contains octet string, it should be encoded according to RFC 2047 (<http://www.ietf.org/rfc/rfc2047.txt>)

See Also: [setHeader\(String, String\)](#)

addIntHeader(String, int)

```
public void addIntHeader(java.lang.String name, int value)
```

Adds a response header with the given name and integer value. This method allows response headers to have multiple values.

Parameters:

name - the name of the header

value - the assigned integer value

See Also: [setIntHeader\(String, int\)](#)

containsHeader(String)

```
public boolean containsHeader(java.lang.String name)
```

Returns a boolean indicating whether the named response header has already been set.

Parameters:

name - the header name

Returns: true if the named response header has already been set; false otherwise

encodeRedirectUrl(String)

```
public java.lang.String encodeRedirectUrl(java.lang.String url)
```

Deprecated. As of version 2.1, use `encodeRedirectURL(String url)` instead

Parameters:

url - the url to be encoded.

Returns: the encoded URL if encoding is needed; the unchanged URL otherwise.

encodeRedirectURL(String)

```
public java.lang.String encodeRedirectURL(java.lang.String url)
```

Encodes the specified URL for use in the `sendRedirect` method or, if encoding is not needed, returns the URL unchanged. The implementation of this method includes the logic to determine whether the session ID needs to be encoded in the URL. Because the rules for making this determination can differ from those used to decide whether to encode a normal link, this method is separated from the `encodeURL` method.

All URLs sent to the `HttpServletResponse.sendRedirect` method should be run through this method. Otherwise, URL rewriting cannot be used with browsers which do not support cookies.

Parameters:

url - the url to be encoded.

Returns: the encoded URL if encoding is needed; the unchanged URL otherwise.

See Also: [sendRedirect\(String\)](#), [encodeUrl\(String\)](#)

encodeUrl(String)

```
public java.lang.String encodeUrl(java.lang.String url)
```

Deprecated. As of version 2.1, use `encodeURL(String url)` instead

Parameters:

url - the url to be encoded.

Returns: the encoded URL if encoding is needed; the unchanged URL otherwise.

encodeURL(String)

```
public java.lang.String encodeURL(java.lang.String url)
```

Encodes the specified URL by including the session ID in it, or, if encoding is not needed, returns the URL unchanged. The implementation of this method includes the logic to determine whether the session ID needs to be encoded in the URL. For example, if the browser supports cookies, or session tracking is turned off, URL encoding is unnecessary.

For robust session tracking, all URLs emitted by a servlet should be run through this method. Otherwise, URL rewriting cannot be used with browsers which do not support cookies.

Parameters:

url - the url to be encoded.

Returns: the encoded URL if encoding is needed; the unchanged URL otherwise.

sendError(int)

```
public void sendError(int sc)  
    throws IOException
```

Sends an error response to the client using the specified status code and clearing the buffer.

If the response has already been committed, this method throws an `IllegalStateException`. After using this method, the response should be considered to be committed and should not be written to.

Parameters:

sc - the error status code

Throws:

`IOException` - If an input or output exception occurs

`IllegalStateException` - If the response was committed before this method call

sendError(int, String)

```
public void sendError(int sc, java.lang.String msg)  
    throws IOException
```

Sends an error response to the client using the specified status. The server defaults to creating the response to look like an HTML-formatted server error page containing the specified message, setting the content type to “text/html”, leaving cookies and other headers unmodified. If an error-page declaration has been made for the web application corresponding to the status code passed in, it will be served back in preference to the suggested msg parameter.

If the response has already been committed, this method throws an `IllegalStateException`. After using this method, the response should be considered to be committed and should not be written to.

Parameters:

`sc` - the error status code

`msg` - the descriptive message

Throws:

`IOException` - If an input or output exception occurs

`IllegalStateException` - If the response was committed

sendRedirect(String)

```
public void sendRedirect(java.lang.String location)
    throws IOException
```

Sends a temporary redirect response to the client using the specified redirect location URL. This method can accept relative URLs; the servlet container must convert the relative URL to an absolute URL before sending the response to the client. If the location is relative without a leading `'/'` the container interprets it as relative to the current request URI. If the location is relative with a leading `'/'` the container interprets it as relative to the servlet container root.

If the response has already been committed, this method throws an `IllegalStateException`. After using this method, the response should be considered to be committed and should not be written to.

Parameters:

`location` - the redirect location URL

Throws:

`IOException` - If an input or output exception occurs

`IllegalStateException` - If the response was committed or if a partial URL is given and cannot be converted into a valid URL

setDateHeader(String, long)

```
public void setDateHeader(java.lang.String name, long date)
```

Sets a response header with the given name and date-value. The date is specified in terms of milliseconds since the epoch. If the header had already been set, the new value overwrites the previous one. The `containsHeader` method can be used to test for the presence of a header before setting its value.

Parameters:

`name` - the name of the header to set

date - the assigned date value

See Also: [containsHeader\(String\)](#), [addDateHeader\(String, long\)](#)

setHeader(String, String)

```
public void setHeader(java.lang.String name,  
    java.lang.String value)
```

Sets a response header with the given name and value. If the header had already been set, the new value overwrites the previous one. The `containsHeader` method can be used to test for the presence of a header before setting its value.

Parameters:

name - the name of the header

value - the header value If it contains octet string, it should be encoded according to RFC 2047 (<http://www.ietf.org/rfc/rfc2047.txt>)

See Also: [containsHeader\(String\)](#), [addHeader\(String, String\)](#)

setIntHeader(String, int)

```
public void setIntHeader(java.lang.String name, int value)
```

Sets a response header with the given name and integer value. If the header had already been set, the new value overwrites the previous one. The `containsHeader` method can be used to test for the presence of a header before setting its value.

Parameters:

name - the name of the header

value - the assigned integer value

See Also: [containsHeader\(String\)](#), [addIntHeader\(String, int\)](#)

setStatus(int)

```
public void setStatus(int sc)
```

Sets the status code for this response. This method is used to set the return status code when there is no error (for example, for the status codes `SC_OK` or `SC_MOVED_TEMPORARILY`). If there is an error, and the caller wishes to invoke an error-page defined in the web application, the `sendError` method should be used instead.

The container clears the buffer and sets the Location header, preserving cookies and other headers.

Parameters:

sc - the status code

See Also: [sendError\(int, String\)](#)

setStatus(int, String)

```
public void setStatus(int sc, java.lang.String sm)
```

Deprecated. As of version 2.1, due to ambiguous meaning of the message parameter. To set a status code use `setStatus(int)`, to send an error with a description use `sendError(int, String)`. Sets the status code and message for this response.

Parameters:

sc - the status code

sm - the status message

SRV.16.1.6 HttpServletResponseWrapper

```
public class HttpServletResponseWrapper extends  
javax.servlet.ServletResponseWrapper implements  
javax.servlet.http.HttpServletResponse
```

All Implemented Interfaces: [HttpServletResponse](#), [javax.servlet.ServletResponse](#)

Provides a convenient implementation of the `HttpServletResponse` interface that can be subclassed by developers wishing to adapt the response from a Servlet. This class implements the Wrapper or Decorator pattern. Methods default to calling through to the wrapped response object.

Since: v 2.3

See Also: [HttpServletResponse](#)

SRV.16.1.6.1 Constructors

HttpServletResponseWrapper(HttpServletResponse)

```
public HttpServletResponseWrapper(HttpServletResponse response)
```

Constructs a response adaptor wrapping the given response.

Throws:

`java.lang.IllegalArgumentException` - if the response is null

SRV.16.1.6.2 Methods

addCookie(Cookie)

```
public void addCookie(Cookie cookie)
```

The default behavior of this method is to call `addCookie(Cookie cookie)` on the wrapped response object.

Specified By: [HttpServletResponse.addCookie\(Cookie\)](#) in interface [HttpServletResponse](#)

addDateHeader(String, long)

```
public void addDateHeader(java.lang.String name, long date)
```

The default behavior of this method is to call `addDateHeader(String name, long date)` on the wrapped response object.

Specified By: [HttpServletResponse.addDateHeader\(String, long\)](#) in interface [HttpServletResponse](#)

addHeader(String, String)

```
public void addHeader(java.lang.String name,  
java.lang.String value)
```

The default behavior of this method is to return `addHeader(String name, String value)` on the wrapped response object.

Specified By: [HttpServletResponse.addHeader\(String, String\)](#) in interface [HttpServletResponse](#)

addIntHeader(String, int)

```
public void addIntHeader(java.lang.String name, int value)
```

The default behavior of this method is to call `addIntHeader(String name, int value)` on the wrapped response object.

Specified By: [HttpServletResponse.addIntHeader\(String, int\)](#) in interface [HttpServletResponse](#)

containsHeader(String)

```
public boolean containsHeader(java.lang.String name)
```

The default behavior of this method is to call `containsHeader(String name)` on the wrapped response object.

Specified By: [HttpServletResponse.containsHeader\(String\)](#) in interface [HttpServletResponse](#)

encodeRedirectUrl(String)

```
public java.lang.String encodeRedirectUrl(java.lang.String url)
```

The default behavior of this method is to return `encodeRedirectUrl(String url)` on the wrapped response object.

Specified By: [HttpServletResponse.encodeRedirectUrl\(String\)](#) in interface [HttpServletResponse](#)

encodeRedirectURL(String)

```
public java.lang.String encodeRedirectURL(java.lang.String url)
```

The default behavior of this method is to return `encodeRedirectURL(String url)` on the wrapped response object.

Specified By: [HttpServletResponse.encodeRedirectURL\(String\)](#) in interface [HttpServletResponse](#)

encodeUrl(String)

```
public java.lang.String encodeUrl(java.lang.String url)
```

The default behavior of this method is to call `encodeUrl(String url)` on the wrapped response object.

Specified By: [HttpServletResponse.encodeUrl\(String\)](#) in interface [HttpServletResponse](#)

encodeURL(String)

```
public java.lang.String encodeURL(java.lang.String url)
```

The default behavior of this method is to call `encodeURL(String url)` on the wrapped response object.

Specified By: [HttpServletResponse.encodeURL\(String\)](#) in interface [HttpServletResponse](#)

sendError(int)

```
public void sendError(int sc)  
    throws IOException
```

The default behavior of this method is to call `sendError(int sc)` on the wrapped response object.

Specified By: [HttpServletResponse.sendError\(int\)](#) in interface [HttpServletResponse](#)

Throws:
IOException

sendError(int, String)

```
public void sendError(int sc, java.lang.String msg)  
    throws IOException
```

The default behavior of this method is to call `sendError(int sc, String msg)` on the wrapped response object.

Specified By: [HttpServletResponse.sendError\(int, String\)](#) in interface [HttpServletResponse](#)

Throws:
IOException

sendRedirect(String)

```
public void sendRedirect(java.lang.String location)
    throws IOException
```

The default behavior of this method is to return `sendRedirect(String location)` on the wrapped response object.

Specified By: [HttpServletResponse.sendRedirect\(String\)](#) in interface [HttpServletResponse](#)

Throws:
IOException

setDateHeader(String, long)

```
public void setDateHeader(java.lang.String name, long date)
```

The default behavior of this method is to call `setDateHeader(String name, long date)` on the wrapped response object.

Specified By: [HttpServletResponse.setDateHeader\(String, long\)](#) in interface [HttpServletResponse](#)

setHeader(String, String)

```
public void setHeader(java.lang.String name,
    java.lang.String value)
```

The default behavior of this method is to return `setHeader(String name, String value)` on the wrapped response object.

Specified By: [HttpServletResponse.setHeader\(String, String\)](#) in interface [HttpServletResponse](#)

setIntHeader(String, int)

```
public void setIntHeader(java.lang.String name, int value)
```

The default behavior of this method is to call `setIntHeader(String name, int value)` on the wrapped response object.

Specified By: [HttpServletResponse.setIntHeader\(String, int\)](#) in interface [HttpServletResponse](#)

setStatus(int)

```
public void setStatus(int sc)
```

The default behavior of this method is to call `setStatus(int sc)` on the wrapped response object.

Specified By: [HttpServletResponse.setStatus\(int\)](#) in interface [HttpServletResponse](#)

setStatus(int, String)

```
public void setStatus(int sc, java.lang.String sm)
```

The default behavior of this method is to call `setStatus(int sc, String sm)` on the wrapped response object.

Specified By: [HttpServletResponse.setStatus\(int, String\)](#) in interface [HttpServletResponse](#)

SRV.16.1.7 HttpSession

```
public interface HttpSession
```

Provides a way to identify a user across more than one page request or visit to a Web site and to store information about that user.

The servlet container uses this interface to create a session between an HTTP client and an HTTP server. The session persists for a specified time period, across more than one connection or page request from the user. A session usually corresponds to one user, who may visit a site many times. The server can maintain a session in many ways such as using cookies or rewriting URLs.

This interface allows servlets to

- View and manipulate information about a session, such as the session identifier, creation time, and last accessed time
- Bind objects to sessions, allowing user information to persist across multiple user connections

When an application stores an object in or removes an object from a session, the session checks whether the object implements [HttpSessionBindingListener](#). If it does, the servlet notifies the object that it has been bound to or unbound from the session. Notifications are sent after the binding methods complete. For session that are invalidated or expire, notifications are sent after the session has been invalidated or expired.

When container migrates a session between VMs in a distributed container setting, all session attributes implementing the [HttpSessionActivationListener](#) interface are notified.

A servlet should be able to handle cases in which the client does not choose to join a session, such as when cookies are intentionally turned off. Until the client

joins the session, `isNew` returns `true`. If the client chooses not to join the session, `getSession` will return a different session on each request, and `isNew` will always return `true`.

Session information is scoped only to the current web application (`ServletContext`), so information stored in one context will not be directly visible in another.

See Also: [HttpSessionBindingListener](#), [HttpSessionContext](#)

SRV.16.1.7.1 Methods

getAttribute(String)

```
public java.lang.Object getAttribute(java.lang.String name)
```

Returns the object bound with the specified name in this session, or `null` if no object is bound under the name.

Parameters:

`name` - a string specifying the name of the object

Returns: the object with the specified name

Throws:

`IllegalStateException` - if this method is called on an invalidated session

getAttributeNames()

```
public java.util.Enumeration getAttributeNames()
```

Returns an Enumeration of `String` objects containing the names of all the objects bound to this session.

Returns: an Enumeration of `String` objects specifying the names of all the objects bound to this session

Throws:

`IllegalStateException` - if this method is called on an invalidated session

getCreationTime()

```
public long getCreationTime()
```

Returns the time when this session was created, measured in milliseconds since midnight January 1, 1970 GMT.

Returns: a `long` specifying when this session was created, expressed in milliseconds since 1/1/1970 GMT

Throws:

`IllegalStateException` - if this method is called on an invalidated session

getId()

```
public java.lang.String getId()
```

Returns a string containing the unique identifier assigned to this session. The identifier is assigned by the servlet container and is implementation dependent.

Returns: a string specifying the identifier assigned to this session

getLastAccessedTime()

```
public long getLastAccessedTime()
```

Returns the last time the client sent a request associated with this session, as the number of milliseconds since midnight January 1, 1970 GMT, and marked by the time the container received the request.

Actions that your application takes, such as getting or setting a value associated with the session, do not affect the access time.

Returns: a long representing the last time the client sent a request associated with this session, expressed in milliseconds since 1/1/1970 GMT

Throws::

`IllegalStateException` - if this method is called on an invalidated session

getMaxInactiveInterval()

```
public int getMaxInactiveInterval()
```

Returns the maximum time interval, in seconds, that the servlet container will keep this session open between client accesses. After this interval, the servlet container will invalidate the session. The maximum time interval can be set with the `setMaxInactiveInterval` method. A negative time indicates the session should never timeout.

Returns: an integer specifying the number of seconds this session remains open between client requests

See Also: [setMaxInactiveInterval\(int\)](#)

getServletContext()

```
public javax.servlet.ServletContext getServletContext()
```

Returns the `ServletContext` to which this session belongs.

Returns: The `ServletContext` object for the web application

Since: 2.3

getSessionContext()

```
public HttpSessionContext getSessionContext()
```

Deprecated. As of Version 2.1, this method is deprecated and has no replacement. It will be removed in a future version of the Java Servlet API.

getValue(String)

```
public java.lang.Object getValue(java.lang.String name)
```

Deprecated. As of Version 2.2, this method is replaced by [getAttribute\(String\)](#).

Parameters:

name - a string specifying the name of the object

Returns: the object with the specified name

Throws:

`IllegalStateException` - if this method is called on an invalidated session

getValueNames()

```
public java.lang.String[] getValueNames()
```

Deprecated. As of Version 2.2, this method is replaced by [getAttributeNames\(\)](#).

Returns: an array of `String` objects specifying the names of all the objects bound to this session

Throws:

`IllegalStateException` - if this method is called on an invalidated session

invalidate()

```
public void invalidate()
```

Invalidates this session then unbinds any objects bound to it.

Throws:

`IllegalStateException` - if this method is called on an already invalidated session

isNew()

```
public boolean isNew()
```

Returns `true` if the client does not yet know about the session or if the client chooses not to join the session. For example, if the server used only cookie-based sessions, and the client had disabled the use of cookies, then a session would be new on each request.

Returns: true if the server has created a session, but the client has not yet joined

Throws:

`IllegalStateException` - if this method is called on an already invalidated session

putValue(String, Object)

```
public void putValue(java.lang.String name, java.lang.Object value)
```

Deprecated. As of Version 2.2, this method is replaced by [setAttribute\(String, Object\)](#)

Parameters:

`name` - the name to which the object is bound; cannot be null

`value` - the object to be bound; cannot be null

Throws:

`IllegalStateException` - if this method is called on an invalidated session

removeAttribute(String)

```
public void removeAttribute(java.lang.String name)
```

Removes the object bound with the specified name from this session. If the session does not have an object bound with the specified name, this method does nothing.

After this method executes, and if the object implements `HttpSessionBindingListener`, the container calls `HttpSessionBindingListener.valueUnbound`. The container then notifies any `HttpSessionAttributeListeners` in the web application.

Parameters:

`name` - the name of the object to remove from this session

Throws:

`IllegalStateException` - if this method is called on an invalidated session

removeValue(String)

```
public void removeValue(java.lang.String name)
```

Deprecated. As of Version 2.2, this method is replaced by [removeAttribute\(String\)](#)

Parameters:

`name` - the name of the object to remove from this session

Throws:

`IllegalStateException` - if this method is called on an invalidated session

setAttribute(String, Object)

```
public void setAttribute(java.lang.String name,
    java.lang.Object value)
```

Binds an object to this session, using the name specified. If an object of the same name is already bound to the session, the object is replaced.

After this method executes, and if the new object implements `HttpSessionBindingListener`, the container calls `HttpSessionBindingListener.valueBound`. The container then notifies any `HttpSessionAttributeListeners` in the web application.

If an object was already bound to this session of this name that implements `HttpSessionBindingListener`, its `HttpSessionBindingListener.valueUnbound` method is called.

If the value passed in is null, this has the same effect as calling `removeAttribute()`.

Parameters:

`name` - the name to which the object is bound; cannot be null

`value` - the object to be bound

Throws:

`IllegalStateException` - if this method is called on an invalidated session

setMaxInactiveInterval(int)

```
public void setMaxInactiveInterval(int interval)
```

Specifies the time, in seconds, between client requests before the servlet container will invalidate this session. A negative time indicates the session should never timeout.

Parameters:

`interval` - An integer specifying the number of seconds

SRV.16.1.8 HttpSessionActivationListener

```
public interface HttpSessionActivationListener extends
    java.util.EventListener
```

All Superinterfaces: `java.util.EventListener`

Objects that are bound to a session may listen to container events notifying them that sessions will be passivated and that session will be activated. A container that migrates session between VMs or persists sessions is required to notify all attributes bound to sessions implementing `HttpSessionActivationListener`.

Since: 2.3

*SRV.16.1.8.1 Methods***sessionDidActivate(HttpSessionEvent)**

```
public void sessionDidActivate(HttpSessionEvent se)
```

Notification that the session has just been activated.

sessionWillPassivate(HttpSessionEvent)

```
public void sessionWillPassivate(HttpSessionEvent se)
```

Notification that the session is about to be passivated.

SRV.16.1.9 HttpSessionAttributeListener

```
public interface HttpSessionAttributeListener extends  
java.util.EventListener
```

All Superinterfaces: [java.util.EventListener](#)

This listener interface can be implemented in order to get notifications of changes to the attribute lists of sessions within this web application.

Since: v 2.3

*SRV.16.1.9.1 Methods***attributeAdded(HttpSessionBindingEvent)**

```
public void attributeAdded(HttpSessionBindingEvent se)
```

Notification that an attribute has been added to a session. Called after the attribute is added.

attributeRemoved(HttpSessionBindingEvent)

```
public void attributeRemoved(HttpSessionBindingEvent se)
```

Notification that an attribute has been removed from a session. Called after the attribute is removed.

attributeReplaced(HttpSessionBindingEvent)

```
public void attributeReplaced(HttpSessionBindingEvent se)
```

Notification that an attribute has been replaced in a session. Called after the attribute is replaced.

SRV.16.1.10 HttpSessionBindingEvent

```
public class HttpSessionBindingEvent extends
```


[javax.servlet.http.HttpSessionEvent](#)

All Implemented Interfaces: `java.io.Serializable`

Events of this type are either sent to an object that implements [HttpSessionBindingListener](#) when it is bound or unbound from a session, or to a [HttpSessionAttributeListener](#) that has been configured in the deployment descriptor when any attribute is bound, unbound or replaced in a session.

The session binds the object by a call to `HttpSession.setAttribute` and unbinds the object by a call to `HttpSession.removeAttribute`.

See Also: [HttpSession](#), [HttpSessionBindingListener](#), [HttpSessionAttributeListener](#)

SRV.16.1.10.1 Constructors

HttpSessionBindingEvent(HttpSession, String)

```
public HttpSessionBindingEvent(HttpSession session,  
    java.lang.String name)
```

Constructs an event that notifies an object that it has been bound to or unbound from a session. To receive the event, the object must implement [HttpSessionBindingListener](#).

Parameters:

`session` - the session to which the object is bound or unbound

`name` - the name with which the object is bound or unbound

See Also: [getName\(\)](#), [getSession\(\)](#)

HttpSessionBindingEvent(HttpSession, String, Object)

```
public HttpSessionBindingEvent(HttpSession session,  
    java.lang.String name, java.lang.Object value)
```

Constructs an event that notifies an object that it has been bound to or unbound from a session. To receive the event, the object must implement [HttpSessionBindingListener](#).

Parameters:

`session` - the session to which the object is bound or unbound

`name` - the name with which the object is bound or unbound

See Also: [getName\(\)](#), [getSession\(\)](#)

SRV.16.1.10.2 Methods

getName()

```
public java.lang.String getName()
```

Returns the name with which the attribute is bound to or unbound from the session.

Returns: a string specifying the name with which the object is bound to or unbound from the session

getSession()

```
public HttpSession getSession()
```

Return the session that changed.

Overrides: [HttpSessionEvent.getSession\(\)](#) in class [HttpSessionEvent](#)

getValue()

```
public java.lang.Object getValue()
```

Returns the value of the attribute that has been added, removed or replaced. If the attribute was added (or bound), this is the value of the attribute. If the attribute was removed (or unbound), this is the value of the removed attribute. If the attribute was replaced, this is the old value of the attribute.

Since: 2.3

SRV.16.1.11 HttpSessionBindingListener

```
public interface HttpSessionBindingListener extends  
java.util.EventListener
```

All Superinterfaces: [java.util.EventListener](#)

Causes an object to be notified when it is bound to or unbound from a session. The object is notified by an [HttpSessionBindingEvent](#) object. This may be as a result of a servlet programmer explicitly unbinding an attribute from a session, due to a session being invalidated, or due to a session timing out.

See Also: [HttpSession](#), [HttpSessionBindingEvent](#)

SRV.16.1.11.1 Methods

valueBound(HttpSessionBindingEvent)

```
public void valueBound(HttpSessionBindingEvent event)
```

Notifies the object that it is being bound to a session and identifies the session.

Parameters:

event - the event that identifies the session

See Also: [valueUnbound\(HttpSessionBindingEvent\)](#)

valueUnbound(HttpSessionBindingEvent)

```
public void valueUnbound(HttpSessionBindingEvent event)
```

Notifies the object that it is being unbound from a session and identifies the session.

Parameters:

event - the event that identifies the session

See Also: [valueBound\(HttpSessionBindingEvent\)](#)

SRV.16.1.12 HttpSessionContext

```
public interface HttpSessionContext
```

Deprecated. As of Java(tm) Servlet API 2.1 for security reasons, with no replacement. This interface will be removed in a future version of this API.

See Also: [HttpSession](#), [HttpSessionBindingEvent](#), [HttpSessionBindingListener](#)

SRV.16.1.12.1 Methods

getIds()

```
public java.util.Enumeration getIds\(\)
```

Deprecated. As of Java Servlet API 2.1 with no replacement. This method must return an empty Enumeration and will be removed in a future version of this API.

getSession(String)

```
public HttpSession getSession(java.lang.String sessionId)
```

Deprecated. As of Java Servlet API 2.1 with no replacement. This method must return null and will be removed in a future version of this API.

SRV.16.1.13 HttpSessionEvent

```
public class HttpSessionEvent extends java.util.EventObject
```

All Implemented Interfaces: [java.io.Serializable](#)

Direct Known Subclasses: [HttpSessionBindingEvent](#)

This is the class representing event notifications for changes to sessions within a web application.

Since: v 2.3

SRV.16.1.13.1 Constructors

HttpSessionEvent(HttpSession)

```
public HttpSessionEvent(HttpSession source)
```

Construct a session event from the given source.

SRV.16.1.13.2 Methods

getSession()

```
public HttpSession getSession()
```

Return the session that changed.

SRV.16.1.14 HttpSessionListener

```
public interface HttpSessionListener extends java.util.EventListener
```

All Superinterfaces: `java.util.EventListener`

Implementations of this interface are notified of changes to the list of active sessions in a web application. To receive notification events, the implementation class must be configured in the deployment descriptor for the web application.

Since: v 2.3

See Also: [HttpSessionEvent](#)

SRV.16.1.14.1 Methods

sessionCreated(HttpSessionEvent)

```
public void sessionCreated(HttpSessionEvent se)
```

Notification that a session was created.

Parameters:

se - the notification event

sessionDestroyed(HttpSessionEvent)

```
public void sessionDestroyed(HttpSessionEvent se)
```

Notification that a session is about to be invalidated.

Parameters:

se - the notification event

SRV.16.1.15 HttpUtils

```
public class HttpUtils
```

Deprecated. As of Java(tm) Servlet API 2.3. These methods were only useful with the default encoding and have been moved to the request interfaces.

*SRV.16.1.15.1 Constructors***HttpUtils()**

```
public HttpUtils()
```

Constructs an empty HttpUtils object.

*SRV.16.1.15.2 Methods***getRequestURL(HttpServletRequest)**

```
public static java.lang.StringBuffer  
getRequestURL(HttpServletRequest req)
```

Reconstructs the URL the client used to make the request, using information in the HttpServletRequest object. The returned URL contains a protocol, server name, port number, and server path, but it does not include query string parameters.

Because this method returns a StringBuffer, not a string, you can modify the URL easily, for example, to append query parameters.

This method is useful for creating redirect messages and for reporting errors.

Parameters:

req - a HttpServletRequest object containing the client's request

Returns: a StringBuffer object containing the reconstructed URL

parsePostData(int, ServletInputStream)

```
public static java.util.Hashtable parsePostData(int len,  
javax.servlet.ServletInputStream in)
```

Parses data from an HTML form that the client sends to the server using the HTTP POST method and the *application/x-www-form-urlencoded* MIME type.

The data sent by the POST method contains key-value pairs. A key can appear more than once in the POST data with different values. However, the key appears only once in the hashtable, with its value being an array of strings containing the multiple values sent by the POST method.

The keys and values in the hashtable are stored in their decoded form, so any + characters are converted to spaces, and characters sent in hexadecimal notation (like %xx) are converted to ASCII characters.

Parameters:

len - an integer specifying the length, in characters, of the ServletInputStream object that is also passed to this method

in - the ServletInputStream object that contains the data sent from the client

Returns: a Hashtable object built from the parsed key-value pairs

Throws:

IllegalArgumentException - if the data sent by the POST method is invalid

parseQueryString(String)

```
public static java.util.Hashtable parseQueryString(java.lang.String s)
```

Parses a query string passed from the client to the server and builds a Hashtable object with key-value pairs. The query string should be in the form of a string packaged by the GET or POST method, that is, it should have key-value pairs in the form *key=value*, with each pair separated from the next by a & character.

A key can appear more than once in the query string with different values. However, the key appears only once in the hashtable, with its value being an array of strings containing the multiple values sent by the query string.

The keys and values in the hashtable are stored in their decoded form, so any + characters are converted to spaces, and characters sent in hexadecimal notation (like %xx) are converted to ASCII characters.

Parameters:

s - a string containing the query to be parsed

Returns: a Hashtable object built from the parsed key-value pairs

Throws:

IllegalArgumentException - if the query string is invalid

Change Log

This document is the maintenance review of the Java Servlet 2.5 Servlet specification developed under the Java Community ProcessSM (JCP).

SRV.S.17 Changes since Servlet 2.5 MR 5

SRV.17.0.1 Clarify SRV 8.4 "The Forward Method"

Change the last sentence of the section which currently is

"Before the forward method of the RequestDispatcher interface returns, the response content must be sent and committed, and closed by the servlet container." to read

"Before the forward method of the RequestDispatcher interface returns without exception, the response content must be sent and committed, and closed by the servlet container. If an error occurs in the target of the RequestDispatcher.forward() the exception may be propagated back through all the calling filters and servlets and eventually back to the container."

SRV.17.0.2 Update Deployment descriptor "http-method values allowed"

The facet for http-method element in the deployment descriptor is currently more restrictive than the http specification. The following change is being made to the descriptor to allow the set of method names as defined by the http specification. The pattern value of http-methodType is being changed from

```
<xsd:pattern value="[\p{L}-\p{Cc}\p{Z}]+"/>
```


to closely match what the http specification lists as allowable http methods names.

```
<xsd:pattern value="[#33;-#126;-[(\)&#60;&#62;@,;:&#34;/
\[]?={\}\p{Z}}+"/>
```

SRV.17.0.3 Clarify SRV 7.7.1 "Threading Issues"

Change the paragraph which currently is

"Multiple servlets executing request threads may have active access to a single session object at the same time. The Developer has the responsibility for synchronizing access to session resources as appropriate." to read

"Multiple servlets executing request threads may have active access to the same session object at the same time. The container must ensure that manipulation of internal data structures representing the session attributes is performed in a threadsafe manner. The Developer has the responsibility for threadsafe access to the attribute objects themselves. This will protect the attribute collection inside the HttpSession object from concurrent access, eliminating the opportunity for an application to cause that collection to become corrupted."

SRV.S.18 Changes Since Servlet 2.5 MR 2

SRV.18.0.1 Updated Annotation Requirements for Java EE containers

Added EJBs, PreDestroy, PersistenceContext, PersistenceContexts, PersistenceUnit, and PersistenceUnits with descriptions to the list of required Java EE container annotations in Section SRV.14.5, "Annotations and Resource Injection".

SRV.18.0.2 Updated Java Enterprise Edition Requirements

Updated the Annotations to the final Java EE annotation names. Also updated the "full" attribute in the web.xml to be "metadata-complete".

SRV.18.0.3 Clarified HttpServletRequest.getRequestURL()

The API documentation for `javax.servlet.http.HttpServletRequest.getRequestURL()` was clarified.

The text in italics was added:

If this request has been forwarded using [RequestDispatcher.forward\(ServletRequest, ServletResponse\)](#), the server path in the reconstructed URL must reflect the path used to obtain the RequestDispatcher, and not the server path specified by the client. Because this method returns a StringBuffer, not a string, you can modify the URL easily, for example, to append query parameters.

SRV.18.0.4 Removal of IllegalStateException from HttpSession.getId()

The HttpSessionBindingListener calls the valueUnbound event after the session has been expired, unfortunately, the HttpSession.getId() method is often used in this scenario and is supposed to throw an IllegalStateException. The servlet EG agreed to remove the exception from the API to prevent these types of exceptions.

SRV.18.0.5 ServletContext.getContextPath()

The method getContextPath() was added to the ServletContext in Section SRV.15.2.8. The description is as follows:

```
public java.lang.String getContextPath()
```

Returns the context path of the web application. The context path is the portion of the request URI that is used to select the context of the request. The context path always comes first in a request URI. The path starts with a "/" character but does not end with a "/" character. For servlets in the default (root) context, this method returns "".

It is possible that a servlet container may match a context by more than one context path. In such cases getContextPath() will return the actual context path used by the request and it may differ from the path returned by this method. The context path returned by this method should be considered as the prime or preferred context path of the application.

Returns: The context path of the web application.

Section SRV.16.1.3 HttpServletRequest.getContextPath() was updated to clarify its relationship with the ServletContext.getContextPath() method. The clarification is as follows.

It is possible that a servlet container may match a context by more than one context path. In such cases this method will return the actual context path used by the request and it may differ from the path returned by the `ServletContext.getContextPath()` method. The context path returned by `ServletContext.getContextPath()` should be considered as the prime or preferred context path of the application.

SRV.18.0.6 Requirement for web.xml in web applications

Section SRV.9.13, “Inclusion of a web.xml Deployment Descriptor” was added which removes requirement for Java EE compliant web applications. The section is as follows:

A web application is NOT required to contain a web.xml if it does NOT contain any Servlet, Filter, or Listener components. In other words an application containing only static files or JSP pages does not require a web.xml to be present.

SRV.S.19 Changes Since Servlet 2.4

SRV.19.0.1 Session Clarification

Clarified Section SRV.7.3, “Session Scope” to allow for better support of session ids being used in more than one context. This was done to support the Portlet specification (JSR 168). Added the following paragraph at the end of Section SRV.7.3:

“Additionally, sessions of a context must be resumable by requests into that context regardless of whether their associated context was being accessed directly or as the target of a request dispatch at the time the sessions were created.”

Made the changes in Section SRV.8.3, “The Include Method” by replacing the following text:

"It cannot set headers or call any method that affects the headers of the response. Any attempt to do so must be ignored."

with the following:

"It cannot set headers or call any method that affects the headers of the response, with the exception of the `HttpServletRequest.getSession()` and `HttpS-`

ervletRequest.getSession(boolean) methods. Any attempt to set the headers must be ignored, and any call to HttpServletRequest.getSession() or HttpServletRequest.getSession(boolean) that would require adding a Cookie response header must throw an IllegalStateException if the response has been committed."

SRV.19.0.2 Filter All Dispatches

Modified Section SRV.6.2.5, "Filters and the RequestDispatcher" to clarify a way to map a filter to all servlet dispatches by appending the following text to the end of the section:

Finally, the following code uses the special servlet name '*':

```
<filter-mapping>
  <filter-name>All Dispatch Filter</filter-name>
  <servlet-name>*</servlet-name>
  <dispatcher>FORWARD</dispatcher>
</filter-mapping>
```

This code would result in the All Dispatch Filter being invoked on request dispatcher forward() calls for all request dispatchers obtained by name or by path.

SRV.19.0.3 Multiple Occurrences of Servlet Mappings

Previous versions of the servlet schema allows only a single url-pattern or servlet name per servlet mapping. For servlets mapped to multiple URLs this results in needless repetition of whole mapping clauses.

The deployment descriptor `servlet-mappingType` was updated to:

```
<xsd:complexType name="servlet-mappingType">
  <xsd:sequence>
    <xsd:element name="servlet-name" type="j2ee:servlet-nameType"/>
    <xsd:element name="url-pattern" type="j2ee:url-patternType" minOccurs="1"
maxOccurs="unbounded"/>
  </xsd:sequence>
  <xsd:attribute name="id" type="xsd:ID"/>
</xsd:complexType>
```

SRV.19.0.4 Multiple Occurrences Filter Mappings

Previous versions of the servlet schema allows only a single url-pattern in a filter mapping. For filters mapped to multiple URLs this results in needless repetition of whole mapping clauses.

The deployment descriptor schema the `filter-mappingType` was updated to:

```
<xsd:complexType name="filter-mappingType">
  <xsd:sequence>
    <xsd:element name="filter-name" type="j2ee:filter-nameType"/>
    <xsd:choice minOccurs="1" maxOccurs="unbounded">
      <xsd:element name="url-pattern" type="j2ee:url-patternType"/>
      <xsd:element name="servlet-name" type="j2ee:servlet-nameType"/>
    </xsd:choice>
    <xsd:element name="dispatcher" type="j2ee:dispatcherType" minOccurs="0"
maxOccurs="4"/>
  </xsd:sequence>
  <xsd:attribute name="id" type="xsd:ID"/>
</xsd:complexType>
```

This change allows multiple patterns and servlet names to be defined in a single mapping as can be seen in the following example:

```
<filter-mapping>
  <filter-name>Demo Filter</filter-name>
  <url-pattern>/foo/*</url-pattern>
  <url-pattern>/bar/*</url-pattern>
  <servlet-name>Logger</servlet-name>
  <dispatcher>REQUEST</dispatcher>
  <dispatcher>ERROR</dispatcher>
</filter-mapping>
```

Section SRV.6.2.4, “Configuration of Filters in a Web Application” was updated to clarify the cases where there are multiple mappings with the following text:

"If a filter mapping contains both `<servlet-name>` and `<url-pattern>`, the container must expand the filter mapping into multiple filter mappings (one for

each <servlet-name> and <url-pattern>), preserving the order of the <servlet-name> and <url-pattern> elements."

An examples was also provided to clarify cases when there are multiple mappings.

SRV.19.0.5 Support Alternative HTTP Methods with Authorization Constraints

The previous Servlet 2.4 schema restricted HTTP methods to GET, POST, PUT, DELETE, HEAD, OPTIONS, and TRACE. The schema http-methodType was changed from:

```
<xsd:complexType name="http-methodType">
...
  <xsd:simpleContent>
    <xsd:restriction base="j2ee:string">
      <xsd:enumeration value="GET"/>
      <xsd:enumeration value="POST"/>
      <xsd:enumeration value="PUT"/>
      <xsd:enumeration value="DELETE"/>
      <xsd:enumeration value="HEAD"/>
      <xsd:enumeration value="OPTIONS"/>
      <xsd:enumeration value="TRACE"/>
    </xsd:restriction>
  </xsd:simpleContent>
</xsd:complexType>
```

To the following:

```
<xsd:simpleType name="http-methodType">
  <xsd:annotation>
    <xsd:documentation>
      A HTTP method type as defined in HTTP 1.1 section 2.2.
    </xsd:documentation>
  </xsd:annotation>

  <xsd:restriction base="xsd:token">
    <xsd:pattern value="\p{L}-[\p{Cc}\p{Z}]+"/>
  </xsd:restriction>
</xsd:simpleType>
```

The `http-method` elements now need to be a token as described in HTTP 1.1 specification section 2.2.

SRV.19.0.6 Minimum J2SE Requirement

Servlet 2.5 Containers now require J2SE 5.0 as the minimum Java version. Section SRV.1.2, “What is a Servlet Container?” was updated to reflect this requirement.

SRV.19.0.7 Annotations and Resource Injection

Java EE technology compliant containers require annotations and resource injection on servlets, filters, and listeners. Section SRV.14.5, “Annotations and Resource Injection” describes the annotations and resource injection in further detail.

SRV.19.0.8 SRV.9.9 ("Error Handling") Requirement Removed

Section SRV.9.9.1, “Request Attributes” defines the following requirement:

If the location of the error handler is a servlet or a JSP page:

[...]

The response `setStatus` method is disabled and ignored if called.

[...]

The JSP 2.1 EG has asked that this requirement above be removed to allow JSP error pages to update the response status.

SRV.19.0.9 `HttpServletRequest.isRequestedSessionIdValid()` Clarification

The API clarification better describes what happens when a client did not specify a session id. The API documentation in Section SRV.16.1.3, “`HttpServletRequest`” was updated to specify when `false` is returned. The API documentation now states:

Returns **false** if the client did not specify any session ID.

SRV.19.0.10 SRV.5.5 ("Closure of Response Object") Clarification

The behavior in Section SRV.5.5, "Closure of Response Object" the response's content length is set to 0 via `response.setHeader("Content-Length", "0")` and any subsequently `setHeader()` calls are ignored.

Section SRV.5.5, "Closure of Response Object" was updated to allow all headers to be set by changing:

"The amount of content specified in the `setContentLength` method of the response and has been written to the response"

To the following:

"The amount of content specified in the `setContentLength` method of the response has been greater than zero and has been written to the response"

SRV.19.0.11 ServletRequest.setCharacterEncoding() Clarified

The API in Section SRV.15.2.16, "ServletRequest" was updated to described the behavior if the method is called after the `getReader()` was called. If the `getReader()` is called there will be no effect.

SRV.19.0.12 Java Enterprise Edition Requirements

Chapter SRV.14, "Java Enterprise Edition 5 Containers" details all requirements of a Java EE container. Previously the requirements were mixed into each chapter.

SRV.19.0.13 Servlet 2.4 MR Change Log Updates Added

Added the changes from the Servlet 2.4 Maintenance Review. These changes include grammar and typographical fixes.

SRV.19.0.14 Synchronized Access Session Object Clarified

Section SRV.7.7.1, "Threading Issues" was updated to clarify that access to the session object should be synchronized.

SRV.S.20 Changes Since Servlet 2.3

- Optional “X-Powered-By” header is added in the response (5.2)
- Clarification of “overlapping constraint” (12.8.1, 12.8.2)
- Add the section to clarify the process order at the time of web application deployment (9.12)
- Clarification that the security model is also applied to filter (12.2)
- Change the status code from 401 to 200 when FORM authentication is failed as there is no appropriate error status code in HTTP/1.1 (12.5.3)
- Clarification of the wrapper objects (6.2.2)
- Clarification of overriding the platform classes (9.7.2)
- Clarification of welcome file (9.10)
- Clarification of internationalization - the relationship among setLocale, setContentType, and setCharacterEncoding (5.4, 14.2.22)
- Clarification of ServletRequestListener and ServletRequestAttributeListener description (14.2.18, 14.2.20)
- Add HttpSessionActivationListener and HttpSessionBindingListener into the Table 10-1.
- Change the word "auth constraint" to "authorization constraint" (12.8)
- Add “Since” tag in the newly added methods in javadoc(14.2.16, 14.2.22)
- Fix the data type of <session-timeout> to xsdIntegerType in schema(13.3)
- Clarification when the listener throws the unhandled exception(10.6)
- Clarification of the “shared library”(9.7.1)
- Clarification of the container’s mechanism for the extension(9.7.1, third paragraph)
- HttpSession.logout method was removed. The portable authentication mechanism will be addressed in the next version of this specification and logout will also be discussed in that scope.(12.10)
- It is now a recommendation, instead of a requirement, that the reference to the request and response object should not be given to the object in other threads - based on the requirement from JSR-168. Warnings are added when the thread created by the application uses the objects managed by the container.(2.3.3.3)

- It is now a recommendation, that the dispatch should occur in the same thread of the same JVM as the original request - based on the requirement from JSR-168(8.2)
- Clarification of “wrap” (6.2.2)
- Clarification of handling the path parameter for the mapping(11.1)
- Add the description about the “HTTP chunk” in `HttpServletRequest.doGet` method(15.1.2)
- J2SE 1.3 is the minimum version of the underlying Java platform with which servlet containers must be built (1.2)
- Clarification of `ServletResponse.setBufferSize` method (5.1)
- Clarification of `ServletRequest.getServerName` and `getServerPort` (14.2.16.1)
- Clarification of Internationalization (5.4, 14.2.22)
- Clarification of the redirection of the welcome file (9.10)
- Clarification of `ServletContextListener.contextInitialized` (14.2.12.1)
- Clarification of `HttpServletRequest.getRequestId` - making it clear that it returns the session ID specified by the client (15.1.3.2)
- Clarification of the class loader for the extensions - the class loader must be the same for all web applications within the same JVM (9.7.1)
- Clarification of the case when `ServletRequestListener` throws an unhandled exception (10.6, 14.2.20)
- Clarification of the scope of `ServletRequestListener` (14.2.20)
- Add the description about the case when the container has a caching mechanism (1.2)
- Validating deployment descriptor against the schema is required for Java EE containers (13.2)
- Sub elements under `<web-app>` can be in an arbitrary order (13.2)
- One example of the container’s rejecting the web application was removed due to the contradiction with SRV.11.1 (9.5)
- `url-patternType` is changed from `j2ee:string` to `xsd:string` (13)
- The sub-elements under `<web-app>` in deployment descriptor can be in the arbitrary order (13)

- The container must inform a developer with a descriptive error message when deployment descriptor file contains an illegal character or multiple elements of `<session-config>`, `<jsp-config>`, or `<login-config>` (13)
- Extensibility of deployment descriptor was removed (13)
- Section SRV.1.6 added - describing the compatibility issue with the previous version of this specification (1.6)
- New attributes are added in `RequestDispatcher.forward` method (8.4.2)
- New methods in `ServletRequest` interface and `ServletRequestWrapper` (14.2.16.1)
- The interface `SingleThreadModel` was deprecated ((2.2.1, 2.3.3.1, 14.2.24)
- Change the name of the method `ServletRequestEvent.getRequest` to `ServletRequestEvent.getServletRequest` (14.2.19.2)
- Clarification of the “request” to access to WEB-INF directory (9.5)
- Clarification of the behavior of `ServletRequest.setAttribute` - change “value” to “object” in “If the value passed in is null,” (14.2.16.1)
- Fix the inconsistency between this specification and `HttpServletRequest.getPath` - the return value starts with “/” (15.1.3.2)
- Fix the inconsistency between this specification and `HttpServletRequest.getPathInfo` - the return value starts with “/” (15.1.3.2)
- Fix the inconsistency between this specification and `HttpServletRequest.getPathTranslated` - add the case when the container cannot translate the path (15.1.3.2)
- Allow `HttpServletRequest.getAuthType` to return not only pre-defined four authentication scheme but also the container-specific scheme (15.1.3.2)
- Change the behavior of `HttpSessionListener.sessionDestroyed` to notify before the session is invalidated (15.1.14.1)
- Fix the wrong status code of 403 to 404 (9.5, 9.6)
- Element “taglib” should be “jsp-config” (13.2)
- Fix the version number of JSP specification to 2.0
Fix the wrong formats (5.5, 6.2.5, 12.8.3, 12.9)
- HTTP/1.1 is now required (1.2)
- `<url-pattern>` in `<web-resource-collection>` is mandatory (13.4)

- Clarification of `IllegalArgumentException` in the distributed environments (7.7.2)
- Clarification of error page handling (9.9.1, 9.9.2, 9.9.3, 6.2.5)
- Clarification of Security Constraints, especially in the case of overlapping constraints (12.8)
- Clarification of the case when `<session-timeout>` element is not specified (13.4)
- Clarification of the case when the resource is permanently unavailable (2.3.3.2)
- Add missing `getParameterMap()` in the enumerated list (4.1)
- Clarification of the status code when `/WEB-INF/` resource is accessed (9.5)
- Clarification of the status code when `/META-INF/` resource is accessed (9.6)
- Change `xsd:string` to `j2ee:string` in deployment descriptor (13.4)
- Extensibility of deployment descriptors (SRV.13)
- XML Schema definition of deployment descriptor (SRV.13)
- Request listeners (SRV.10 and API change)
New API: `ServletRequestListener`, `ServletRequestAttributeListener` and associated event classes
- Ability to use Filters under the Request Dispatcher (6.2.5)
- Required class loader extension mechanism (9.7.1)
- Listener exception handling (10.6)
- Listener order vs. `servlet init()/destroy()` clarification (`ServletContextListener` javadoc change)
- Servlets mapped to `WEB-INF/` / response handling (9.5)
- Request dispatcher / path matching rules (8.1)
- Welcome files can be servlets (9.10)
- Internationalization enhancements (5.4, 14,2,22, 15.1.5)
- `SC_FOUND(302)` addition (15.1.5)
- “Relative path” in `getRequestDispatcher()` must be relative against the current servlet (8.1)

- Bug fix in the example of XML (13.7.2)
- Clarification of access by getResource “only to the resource” (3.5)
- Clarification of SERVER_NAME and SERVER_PORT in getServerName() and getServerPort() (14.2.16)
- Clarification: “run-as” identity must apply to all calls from a servlet including init() and destroy() (12.7)
- Login/logout description and methods added (12.10, 15.1.7)

A P P E N D I X **SRV.A**

Deployment Descriptor Version 2.2

This appendix defines the deployment descriptor for version 2.2. All web containers are required to support web applications using the 2.2 deployment descriptor.

SRV.A.1 Deployment Descriptor DOCTYPE

All valid web application deployment descriptors must contain the following DOCTYPE declaration:

```
<!DOCTYPE web-app PUBLIC "-//Sun Microsystems, Inc.//DTD Web Appli-  
cation 2.2//EN" "http://java.sun.com/j2ee/dtds/web-app_2_2.dtd">
```

SRV.A.2 DTD

The DTD that follows defines the XML grammar for a web application deployment descriptor.

```
<!--  
The web-app element is the root of the deployment descriptor for a  
web application  
-->
```

```

<!ELEMENT web-app (icon?, display-name?, description?,
  distributable?, context-param*, servlet*, servlet-mapping*,
  session-config?, mime-mapping*, welcome-file-list?, error-page*,
  taglib*, resource-ref*, security-constraint*, login-config?,
  security-role*, env-entry*, ejb-ref*)>

<!--
The icon element contains a small-icon and a large-icon element
which specify the location within the web application for a small and
large image used to represent the web application in a GUI tool. At a
minimum, tools must accept GIF and JPEG format images.
-->

<!ELEMENT icon (small-icon?, large-icon?)>

<!--
The small-icon element contains the location within the web
application of a file containing a small (16x16 pixel) icon image.
-->

<!ELEMENT small-icon (#PCDATA)>

<!--
The large-icon element contains the location within the web
application of a file containing a large (32x32 pixel) icon image.
-->

<!ELEMENT large-icon (#PCDATA)>

<!--
The display-name element contains a short name that is intended
to be displayed by GUI tools
-->

<!ELEMENT display-name (#PCDATA)>

<!--
The description element is used to provide descriptive text about
the parent element.
-->

<!ELEMENT description (#PCDATA)>

<!--
The distributable element, by its presence in a web application
deployment descriptor, indicates that this web application is

```

programmed appropriately to be deployed into a distributed servlet container

-->

<!ELEMENT distributable EMPTY>

<!--

The context-param element contains the declaration of a web application's servlet context initialization parameters.

-->

<!ELEMENT context-param (param-name, param-value, description?)>

<!--

The param-name element contains the name of a parameter.

-->

<!ELEMENT param-name (#PCDATA)>

<!--

The param-value element contains the value of a parameter.

-->

<!ELEMENT param-value (#PCDATA)>

<!--

The servlet element contains the declarative data of a servlet.

If a jsp-file is specified and the load-on-startup element is present, then the JSP should be precompiled and loaded.

-->

<!ELEMENT servlet (icon?, servlet-name, display-name?, description?,
 (servlet-class|jsp-file), init-param*, load-on-startup?,
 security-role-ref*)>

<!--

The servlet-name element contains the canonical name of the servlet.

-->

<!ELEMENT servlet-name (#PCDATA)>

<!--

The servlet-class element contains the fully qualified class name

of the servlet.

-->

<!ELEMENT servlet-class (#PCDATA)>

<!--

The `jsp-file` element contains the full path to a JSP file within the web application.

-->

<!ELEMENT jsp-file (#PCDATA)>

<!--

The `init-param` element contains a name/value pair as an initialization param of the servlet

-->

<!ELEMENT init-param (param-name, param-value, description?)>

<!--

The `load-on-startup` element indicates that this servlet should be loaded on the startup of the web application.

The optional contents of these element must be a positive integer indicating the order in which the servlet should be loaded.

Lower integers are loaded before higher integers.

If no value is specified, or if the value specified is not a positive integer, the container is free to load it at any time in the startup sequence.

-->

<!ELEMENT load-on-startup (#PCDATA)>

<!--

The `servlet-mapping` element defines a mapping between a servlet and a url pattern

-->

<!ELEMENT servlet-mapping (servlet-name, url-pattern)>

<!--

The `url-pattern` element contains the url pattern of the mapping. Must follow the rules specified in Section 10 of the Servlet API Specification.

-->

<!ELEMENT url-pattern (#PCDATA)>

```
<!--  
The session-config element defines the session parameters for this  
web application.  
-->
```

```
<!ELEMENT session-config (session-timeout?)>
```

```
<!--  
The session-timeout element defines the default session timeout  
interval for all sessions created in this web application.  
The specified timeout must be expressed in a whole number of minutes.  
-->
```

```
<!ELEMENT session-timeout (#PCDATA)>
```

```
<!--  
The mime-mapping element defines a mapping between an extension and  
a mime type.  
-->
```

```
<!ELEMENT mime-mapping (extension, mime-type)>
```

```
<!--  
The extension element contains a string describing an  
extension. example: "txt"  
-->
```

```
<!ELEMENT extension (#PCDATA)>
```

```
<!--  
The mime-type element contains a defined mime type. example: "text/  
plain"  
-->
```

```
<!ELEMENT mime-type (#PCDATA)>
```

```
<!--  
The welcome-file-list contains an ordered list of welcome files  
elements.  
-->
```

```
<!ELEMENT welcome-file-list (welcome-file+)>
```

```
<!--  
The welcome-file element contains file name to use as a default  
welcome file, such as index.html  
-->  
  
<!ELEMENT welcome-file (#PCDATA)>  
  
<!--  
The taglib element is used to describe a JSP tag library.  
-->  
  
<!ELEMENT taglib (taglib-uri, taglib-location)>  
  
<!--  
The taglib-uri element describes a URI, relative to the location of  
the web.xml document, identifying a Tag Library used in the Web  
Application.  
-->  
  
<!ELEMENT taglib-uri (#PCDATA)>  
  
<!--  
the taglib-location element contains the location (as a resource  
relative to the root of the web application) where to find the Tag  
Library Description file for the tag library.  
-->  
  
<!ELEMENT taglib-location (#PCDATA)>  
  
<!--  
The error-page element contains a mapping between an error code or  
exception type to the path of a resource in the web application  
-->  
  
<!ELEMENT error-page ((error-code | exception-type), location)>  
  
<!--  
The error-code contains an HTTP error code, ex: 404  
-->  
  
<!ELEMENT error-code (#PCDATA)>  
  
<!--  
The exception type contains a fully qualified class name of a Java  
exception type.  
-->
```

<!ELEMENT exception-type (#PCDATA)>

<!--

The location element contains the location of the resource in the web application

-->

<!ELEMENT location (#PCDATA)>

<!--

The resource-ref element contains a declaration of a Web Application's reference to an external resource.

-->

<!ELEMENT resource-ref (description?, res-ref-name, res-type, res-auth)>

<!--

The res-ref-name element specifies the name of the resource factory reference name.

-->

<!ELEMENT res-ref-name (#PCDATA)>

<!--

The res-type element specifies the (Java class) type of the data source.

-->

<!ELEMENT res-type (#PCDATA)>

<!--

The res-auth element indicates whether the application component code performs resource signon programmatically or whether the container signs onto the resource based on the principle mapping information supplied by the deployer.

Must be CONTAINER or SERVLET

-->

<!ELEMENT res-auth (#PCDATA)>

<!--

The security-constraint element is used to associate security constraints with one or more web resource collections

-->

```
<!ELEMENT security-constraint (web-resource-collection+, auth-
  constraint?, user-data-constraint?)>
```

```
<!--
```

The `web-resource-collection` element is used to identify a subset of the resources and HTTP methods on those resources within a web application to which a security constraint applies.

If no HTTP methods are specified, then the security constraint applies to all HTTP methods.

```
-->
```

```
<!ELEMENT web-resource-collection (web-resource-name, description?,
  url-pattern*, http-method*)>
```

```
<!--
```

The `web-resource-name` contains the name of this web resource collection

```
-->
```

```
<!ELEMENT web-resource-name (#PCDATA)>
```

```
<!--
```

The `http-method` contains an HTTP method (GET | POST |...)

```
-->
```

```
<!ELEMENT http-method (#PCDATA)>
```

```
<!--
```

The `user-data-constraint` element is used to indicate how data communicated between the client and container should be protected

```
-->
```

```
<!ELEMENT user-data-constraint (description?, transport-guarantee)>
```

```
<!--
```

The `transport-guarantee` element specifies that the communication between client and server should be NONE, INTEGRAL, or CONFIDENTIAL. NONE means that the application does not require any transport guarantees.

A value of INTEGRAL means that the application requires that the data sent between the client and server be sent in such a way that it can't be changed in transit.

CONFIDENTIAL means that the application requires that the data be transmitted in a fashion that prevents other entities from observing the contents of the transmission.

In most cases, the presence of the INTEGRAL or CONFIDENTIAL flag will indicate that the use of SSL is required.

-->

<!ELEMENT transport-guarantee (#PCDATA)>

<!--

The auth-constraint element indicates the user roles that should be permitted access to this resource collection.

The role used here must appear in a security-role-ref element.

-->

<!ELEMENT auth-constraint (description?, role-name*)>

<!--

The role-name element contains the name of a security role.

-->

<!ELEMENT role-name (#PCDATA)>

<!--

The login-config element is used to configure the authentication method that should be used, the realm name that should be used for this application, and the attributes that are needed by the form login mechanism.

-->

<!ELEMENT login-config (auth-method?, realm-name?, form-login-config?)>

<!--

The realm name element specifies the realm name to use in HTTP Basic authorization

-->

<!ELEMENT realm-name (#PCDATA)>

<!--

The form-login-config element specifies the login and error pages that should be used in form based login.

If form based authentication is not used, these elements are ignored.

-->

<!ELEMENT form-login-config (form-login-page, form-error-page)>

```
<!--
The form-login-page element defines the location in the web app where
the page that can be used for login can be found
-->
```

```
<!ELEMENT form-login-page (#PCDATA)>
```

```
<!--
The form-error-page element defines the location in the web app where
the error page that is displayed when login is not successful can be
found
-->
```

```
<!ELEMENT form-error-page (#PCDATA)>
```

```
<!--
The auth-method element is used to configure the authentication
mechanism for the web application.
As a prerequisite to gaining access to any web resources which are
protected by an authorization constraint, a user must have
mechanism.
Legal values for this element are "BASIC", "DIGEST", "FORM", or
"CLIENT-CERT".
-->
```

```
<!ELEMENT auth-method (#PCDATA)>
```

```
<!--
The security-role element contains the declaration of a security role
which is used in the security-constraints placed on the web
application.
-->
```

```
<!ELEMENT security-role (description?, role-name)>
```

```
<!--
The role-name element contains the name of a role. This element must
contain a non-empty string.
-->
```

```
<!ELEMENT security-role-ref (description?, role-name, role-link)>
```

```
<!--
The role-link element is used to link a security role reference to
a defined security role.
-->
```

The `role-link` element must contain the name of one of the security roles defined in the `security-role` elements.

-->

```
<!ELEMENT role-link (#PCDATA)>
```

<!--

The `env-entry` element contains the declaration of an application's environment entry.

This element is required to be honored on in J2EE compliant servlet containers.

-->

```
<!ELEMENT env-entry (description?, env-entry-name, env-entry-
    value?, env-entry-type)>
```

<!--

The `env-entry-name` contains the name of an application's environment entry

-->

```
<!ELEMENT env-entry-name (#PCDATA)>
```

<!--

The `env-entry-value` element contains the value of an application's environment entry

-->

```
<!ELEMENT env-entry-value (#PCDATA)>
```

<!--

The `env-entry-type` element contains the fully qualified Java type of the environment entry value that is expected by the application code.

The following are the legal values of `env-entry-type`:
`java.lang.Boolean`, `java.lang.String`, `java.lang.Integer`,
`java.lang.Double`, `java.lang.Float`.

-->

```
<!ELEMENT env-entry-type (#PCDATA)>
```

<!--

The `ejb-ref` element is used to declare a reference to an enterprise bean.

-->


```

<!ELEMENT ejb-ref (description?, ejb-ref-name, ejb-ref-type, home,
    remote, ejb-link?)>

<!--
The ejb-ref-name element contains the name of an EJB
reference. This is the JNDI name that the servlet code uses to get a
reference to the enterprise bean.
-->

<!ELEMENT ejb-ref-name (#PCDATA)>

<!--
The ejb-ref-type element contains the expected java class type of
the referenced EJB.
-->

<!ELEMENT ejb-ref-type (#PCDATA)>

<!--
The ejb-home element contains the fully qualified name of the EJB's
home interface
-->

<!ELEMENT home (#PCDATA)>

<!--
The ejb-remote element contains the fully qualified name of the EJB's
remote interface
-->

<!ELEMENT remote (#PCDATA)>

<!--
The ejb-link element is used in the ejb-ref element to specify that
an EJB reference is linked to an EJB in an encompassing Java2
Enterprise Edition (J2EE) application package.
The value of the ejb-link element must be the ejb-name of and EJB in
the J2EE application package.
-->

<!ELEMENT ejb-link (#PCDATA)>

<!--
The ID mechanism is to allow tools to easily make tool-specific
references to the elements of the deployment descriptor.

```

This allows tools that produce additional deployment information (i.e information beyond the standard deployment descriptor information) to store the non-standard information in a separate file, and easily refer from these tools-specific files to the information in the standard web-app deployment descriptor.

-->

```
<!ATTLIST web-app id ID #IMPLIED>
<!ATTLIST icon id ID #IMPLIED>
<!ATTLIST small-icon id ID #IMPLIED>
<!ATTLIST large-icon id ID #IMPLIED>
<!ATTLIST display-name id ID #IMPLIED>
<!ATTLIST description id ID #IMPLIED>
<!ATTLIST distributable id ID #IMPLIED>
<!ATTLIST context-param id ID #IMPLIED>
<!ATTLIST param-name id ID #IMPLIED>
<!ATTLIST param-value id ID #IMPLIED>
<!ATTLIST servlet id ID #IMPLIED>
<!ATTLIST servlet-name id ID #IMPLIED>
<!ATTLIST servlet-class id ID #IMPLIED>
<!ATTLIST jsp-file id ID #IMPLIED>
<!ATTLIST init-param id ID #IMPLIED>
<!ATTLIST load-on-startup id ID #IMPLIED>
<!ATTLIST servlet-mapping id ID #IMPLIED>
<!ATTLIST url-pattern id ID #IMPLIED>
<!ATTLIST session-config id ID #IMPLIED>
<!ATTLIST session-timeout id ID #IMPLIED>
<!ATTLIST mime-mapping id ID #IMPLIED>
<!ATTLIST extension id ID #IMPLIED>
<!ATTLIST mime-type id ID #IMPLIED>
<!ATTLIST welcome-file-list id ID #IMPLIED>
<!ATTLIST welcome-file id ID #IMPLIED>
<!ATTLIST taglib id ID #IMPLIED>
<!ATTLIST taglib-uri id ID #IMPLIED>
<!ATTLIST taglib-location id ID #IMPLIED>
<!ATTLIST error-page id ID #IMPLIED>
<!ATTLIST error-code id ID #IMPLIED>
<!ATTLIST exception-type id ID #IMPLIED>
<!ATTLIST location id ID #IMPLIED>
<!ATTLIST resource-ref id ID #IMPLIED>
<!ATTLIST res-ref-name id ID #IMPLIED>
<!ATTLIST res-type id ID #IMPLIED>
<!ATTLIST res-auth id ID #IMPLIED>
<!ATTLIST security-constraint id ID #IMPLIED>
<!ATTLIST web-resource-collection id ID #IMPLIED>
<!ATTLIST web-resource-name id ID #IMPLIED>
<!ATTLIST http-method id ID #IMPLIED>
<!ATTLIST user-data-constraint id ID #IMPLIED>
```

```
<!ATTLIST transport-guarantee id ID #IMPLIED>
<!ATTLIST auth-constraint id ID #IMPLIED>
<!ATTLIST role-name id ID #IMPLIED>
<!ATTLIST login-config id ID #IMPLIED>
<!ATTLIST realm-name id ID #IMPLIED>
<!ATTLIST form-login-config id ID #IMPLIED>
<!ATTLIST form-login-page id ID #IMPLIED>
<!ATTLIST form-error-page id ID #IMPLIED>
<!ATTLIST auth-method id ID #IMPLIED>
<!ATTLIST security-role id ID #IMPLIED>
<!ATTLIST security-role-ref id ID #IMPLIED>
<!ATTLIST role-link id ID #IMPLIED>
<!ATTLIST env-entry id ID #IMPLIED>
<!ATTLIST env-entry-name id ID #IMPLIED>
<!ATTLIST env-entry-value id ID #IMPLIED>
<!ATTLIST env-entry-type id ID #IMPLIED>
<!ATTLIST ejb-ref id ID #IMPLIED>
<!ATTLIST ejb-ref-name id ID #IMPLIED>
<!ATTLIST ejb-ref-type id ID #IMPLIED>
<!ATTLIST home id ID #IMPLIED>
<!ATTLIST remote id ID #IMPLIED>
<!ATTLIST ejb-link id ID #IMPLIED>
```

A P P E N D I X **SRV.B**

Deployment Descriptor Version 2.3

This appendix defines the deployment descriptor for version 2.3. All web containers are required to support web applications using the 2.3 deployment descriptor.

SRV.B.1 Deployment Descriptor DOCTYPE

All valid web application deployment descriptors for version 2.3 of this specification must contain the following DOCTYPE declaration:

```
<!DOCTYPE web-app PUBLIC "-//Sun Microsystems, Inc.//DTD Web  
Application 2.3//EN" "http://java.sun.com/dtd/web-app_2_3.dtd">
```

SRV.B.2 DTD

The DTD that follows defines the XML grammar for a web application deployment descriptor.

```
<!--  
The web-app element is the root of the deployment descriptor for  
a web application.  
-->
```

```
<!ELEMENT web-app (icon?, display-name?, description?,
  distributable?, context-param*, filter*, filter-mapping*,
  listener*, servlet*, servlet-mapping*, session-config?, mime-
  mapping*, welcome-file-list?, error-page*, taglib*, resource-
  env-ref*, resource-ref*, security-constraint*, login-config?,
  security-role*, env-entry*, ejb-ref*, ejb-local-ref*)>
```

```
<!--
```

The auth-constraint element indicates the user roles that should be permitted access to this resource collection. The role-name used here must either correspond to the role-name of one of the security-role elements defined for this web application, or be the specially reserved role-name "*" that is a compact syntax for indicating all roles in the web application. If both "*" and rolenames appear, the container interprets this as all roles. If no roles are defined, no user is allowed access to the portion of the web application described by the containing security-constraint. The container matches role names case sensitively when determining access.

Used in: security-constraint

```
-->
```

```
<!ELEMENT auth-constraint (description?, role-name*)>
```

```
<!--
```

The auth-method element is used to configure the authentication mechanism for the web application. As a prerequisite to gaining access to any web resources which are protected by an authorization constraint, a user must have authenticated using the configured mechanism. Legal values for this element are "BASIC", "DIGEST", "FORM", or "CLIENT-CERT".

Used in: login-config

```
-->
```

```
<!ELEMENT auth-method (#PCDATA)>
```

```
<!--
```

The context-param element contains the declaration of a web application's servlet context initialization parameters.

Used in: web-app

```
-->
```

<!ELEMENT context-param (param-name, param-value, description?)>

<!--

The description element is used to provide text describing the parent element. The description element should include any information that the web application war file producer wants to provide to the consumer of the web application war file (i.e., to the Deployer). Typically, the tools used by the web application war file consumer will display the description when processing the parent element that contains the description.

Used in: auth-constraint, context-param, ejb-local-ref, ejb-ref, env-entry, filter, init-param, resource-env-ref, resource-ref, run-as, security-role, security-role-ref, servlet, user-data-constraint, web-app, web-resource-collection

-->

<!ELEMENT description (#PCDATA)>

<!--

The display-name element contains a short name that is intended to be displayed by tools. The display name need not be unique.

Used in: filter, security-constraint, servlet, web-app

Example:

<display-name>Employee Self Service</display-name>

-->

<!ELEMENT display-name (#PCDATA)>

<!--

The distributable element, by its presence in a web application deployment descriptor, indicates that this web application is programmed appropriately to be deployed into a distributed servlet container

Used in: web-app

-->

<!ELEMENT distributable EMPTY>

<!--

The ejb-link element is used in the ejb-ref or ejb-local-ref

elements to specify that an EJB reference is linked to an enterprise bean.

The name in the `ejb-link` element is composed of a path name specifying the `ejb-jar` containing the referenced enterprise bean with the `ejb-name` of the target bean appended and separated from the path name by "#". The path name is relative to the war file containing the web application that is referencing the enterprise bean.

This allows multiple enterprise beans with the same `ejb-name` to be uniquely identified.

Used in: `ejb-local-ref`, `ejb-ref`

Examples:

```
<ejb-link>EmployeeRecord</ejb-link>
```

```
<ejb-link>../products/product.jar#ProductEJB</ejb-link>
```

```
-->
```

```
<!ELEMENT ejb-link (#PCDATA)>
```

```
<!--
```

The `ejb-local-ref` element is used for the declaration of a reference to an enterprise bean's local home. The declaration consists of:

- an optional description
- the EJB reference name used in the code of the web application that's referencing the enterprise bean
- the expected type of the referenced enterprise bean
- the expected local home and local interfaces of the referenced enterprise bean
- optional `ejb-link` information, used to specify the referenced enterprise bean

Used in: `web-app`

```
-->
```

```
<!ELEMENT ejb-local-ref (description?, ejb-ref-name, ejb-ref-type,
    local-home, local, ejb-link?)>
```

```
<!--
```

The `ejb-ref` element is used for the declaration of a reference to an enterprise bean's home. The declaration consists of:

- an optional description
- the EJB reference name used in the code of the web application that's referencing the enterprise bean
- the expected type of the referenced enterprise bean
- the expected home and remote interfaces of the referenced enterprise bean
- optional `ejb-link` information, used to specify the referenced enterprise bean

Used in: `web-app`

-->

<!ELEMENT `ejb-ref` (`description?`, `ejb-ref-name`, `ejb-ref-type`, `home`, `remote`, `ejb-link?`)>

<!--

The `ejb-ref-name` element contains the name of an EJB reference. The EJB reference is an entry in the web application's environment and is relative to the `java:comp/env` context. The name must be unique within the web application.

It is recommended that name is prefixed with "ejb/".

Used in: `ejb-local-ref`, `ejb-ref`

Example:

```
<ejb-ref-name>ejb/Payroll</ejb-ref-name>
```

-->

<!ELEMENT `ejb-ref-name` (#PCDATA)>

<!--

The `ejb-ref-type` element contains the expected type of the referenced enterprise bean.

The `ejb-ref-type` element must be one of the following:

```
<ejb-ref-type>Entity</ejb-ref-type>
<ejb-ref-type>Session</ejb-ref-type>
```

Used in: `ejb-local-ref`, `ejb-ref`


```
-->
```

```
<!ELEMENT ejb-ref-type (#PCDATA)>
```

```
<!--
```

The env-entry element contains the declaration of a web application's environment entry. The declaration consists of an optional description, the name of the environment entry, and an optional value. If a value is not specified, one must be supplied during deployment.

```
-->
```

```
<!ELEMENT env-entry (description?, env-entry-name, env-entry-  
value?, env-entry-type)>
```

```
<!--
```

The env-entry-name element contains the name of a web applications's environment entry. The name is a JNDI name relative to the java:comp/env context. The name must be unique within a web application.

Example:

```
<env-entry-name>minAmount</env-entry-name>
```

Used in: env-entry

```
-->
```

```
<!ELEMENT env-entry-name (#PCDATA)>
```

```
<!--
```

The env-entry-type element contains the fully-qualified Java type of the environment entry value that is expected by the web application's code.

The following are the legal values of env-entry-type:

```
java.lang.Boolean  
java.lang.Byte  
java.lang.Character  
java.lang.String  
java.lang.Short  
java.lang.Integer  
java.lang.Long  
java.lang.Float
```

java.lang.Double

Used in: env-entry

-->

<!ELEMENT env-entry-type (#PCDATA)>

<!--

The env-entry-value element contains the value of a web application's environment entry. The value must be a String that is valid for the constructor of the specified type that takes a single String parameter, or for java.lang.Character, a single character.

Example:

<env-entry-value>100.00</env-entry-value>

Used in: env-entry

-->

<!ELEMENT env-entry-value (#PCDATA)>

<!--

The error-code contains an HTTP error code, ex: 404

Used in: error-page

-->

<!ELEMENT error-code (#PCDATA)>

<!--

The error-page element contains a mapping between an error code or exception type to the path of a resource in the web application

Used in: web-app

-->

<!ELEMENT error-page ((error-code | exception-type), location)>

<!--

The exception type contains a fully qualified class name of a Java exception type.

Used in: error-page

-->

<!ELEMENT exception-type (#PCDATA)>

<!--

The extension element contains a string describing an extension. example: "txt"

Used in: mime-mapping

-->

<!ELEMENT extension (#PCDATA)>

<!--

Declares a filter in the web application. The filter is mapped to either a servlet or a URL pattern in the filter-mapping element, using the filter-name value to reference. Filters can access the initialization parameters declared in the deployment descriptor at runtime via the FilterConfig interface.

Used in: web-app

-->

<!ELEMENT filter (icon?, filter-name, display-name?, description?, filter-class, init-param*)>

<!--

The fully qualified classname of the filter.

Used in: filter

-->

<!ELEMENT filter-class (#PCDATA)>

<!--

Declaration of the filter mappings in this web application. The container uses the filter-mapping declarations to decide which filters to apply to a request, and in what order. The container matches the request URI to a Servlet in the normal way. To determine which filters to apply it matches filter-mapping declarations either on servlet-name, or on url-pattern for each filter-mapping element, depending on which style is used. The order in which filters are invoked is the order in which filter-mapping declarations that match a request URI for a servlet appear in the list of filter-mapping elements. The filter-name value must be the value of the <filter-name> sub-elements of one of the <filter> declarations in the deployment descriptor.

Used in: web-app

-->

<!ELEMENT filter-mapping (filter-name, (url-pattern | servlet-name))>

<!--

The logical name of the filter. This name is used to map the filter. Each filter name is unique within the web application.

Used in: filter, filter-mapping

-->

<!ELEMENT filter-name (#PCDATA)>

<!--

The form-error-page element defines the location in the web app where the error page that is displayed when login is not successful can be found. The path begins with a leading / and is interpreted relative to the root of the WAR.

Used in: form-login-config

-->

<!ELEMENT form-error-page (#PCDATA)>

<!--

The form-login-config element specifies the login and error pages that should be used in form based login. If form based authentication is not used, these elements are ignored.

Used in: login-config

-->

<!ELEMENT form-login-config (form-login-page, form-error-page)>

<!--

The form-login-page element defines the location in the web app where the page that can be used for login can be found. The path begins with a leading / and is interpreted relative to the root of the WAR.

Used in: form-login-config

-->

<!ELEMENT form-login-page (#PCDATA)>

<!--

The home element contains the fully-qualified name of the enterprise bean's home interface.

Used in: ejb-ref

Example:

```
<home>com.aardvark.payroll.PayrollHome</home>
-->
```

<!ELEMENT home (#PCDATA)>

<!--

The http-method contains an HTTP method (GET | POST |...).

Used in: web-resource-collection

-->

<!ELEMENT http-method (#PCDATA)>

<!--

The icon element contains small-icon and large-icon elements that specify the file names for small and a large GIF or JPEG icon images used to represent the parent element in a GUI tool.

Used in: filter, servlet, web-app

-->

<!ELEMENT icon (small-icon?, large-icon?)>

<!--

The init-param element contains a name/value pair as an initialization param of the servlet

Used in: filter, servlet

-->

<!ELEMENT init-param (param-name, param-value, description?)>

<!--

The jsp-file element contains the full path to a JSP file within the web application beginning with a '/'.

Used in: servlet

-->

<!ELEMENT jsp-file (#PCDATA)>

<!--

The large-icon element contains the name of a file containing a large (32 x 32) icon image. The file name is a relative path within the web application's war file.

The image may be either in the JPEG or GIF format. The icon can be used by tools.

Used in: icon

Example:

```
<large-icon>employee-service-icon32x32.jpg</large-icon>
```

-->

<!ELEMENT large-icon (#PCDATA)>

<!--

The listener element indicates the deployment properties for a web application listener bean.

Used in: web-app

-->

<!ELEMENT listener (listener-class)>

<!--

The listener-class element declares a class in the application must be registered as a web application listener bean. The value is the fully qualified classname of the listener class.

Used in: listener

-->

<!ELEMENT listener-class (#PCDATA)>

<!--

The load-on-startup element indicates that this servlet should be

loaded (instantiated and have its `init()` called) on the startup of the web application. The optional contents of these element must be an integer indicating the order in which the servlet should be loaded. If the value is a negative integer, or the element is not present, the container is free to load the servlet whenever it chooses. If the value is a positive integer or 0, the container must load and initialize the servlet as the application is deployed. The container must guarantee that servlets marked with lower integers are loaded before servlets marked with higher integers. The container may choose the order of loading of servlets with the same load-on-start-up value.

Used in: `servlet`

-->

<!ELEMENT load-on-startup (#PCDATA)>

<!--

The `local` element contains the fully-qualified name of the enterprise bean's local interface.

Used in: `ejb-local-ref`

-->

<!ELEMENT local (#PCDATA)>

<!--

The `local-home` element contains the fully-qualified name of the enterprise bean's local home interface.

Used in: `ejb-local-ref`

-->

<!ELEMENT local-home (#PCDATA)>

<!--

The `location` element contains the location of the resource in the web application relative to the root of the web application. The value of the location must have a leading `'/'`.

Used in: `error-page`

-->

<!ELEMENT location (#PCDATA)>

```
<!--
The login-config element is used to configure the authentication
method that should be used, the realm name that should be used for
this application, and the attributes that are needed by the form
login mechanism.
```

```
Used in: web-app
-->
```

```
<!ELEMENT login-config (auth-method?, realm-name?, form-login-
config?)>
```

```
<!--
The mime-mapping element defines a mapping between an extension
and a mime type.
```

```
Used in: web-app
-->
```

```
<!ELEMENT mime-mapping (extension, mime-type)>
```

```
<!--
The mime-type element contains a defined mime type. example:
"text/plain"
```

```
Used in: mime-mapping
-->
```

```
<!ELEMENT mime-type (#PCDATA)>
```

```
<!--
The param-name element contains the name of a parameter. Each
parameter name must be unique in the web application.
```

```
Used in: context-param, init-param
-->
```

```
<!ELEMENT param-name (#PCDATA)>
```

```
<!--
The param-value element contains the value of a parameter.
```

```
Used in: context-param, init-param
-->
```


<!ELEMENT param-value (#PCDATA)>

<!--

The realm name element specifies the realm name to use in HTTP Basic authorization.

Used in: login-config

-->

<!ELEMENT realm-name (#PCDATA)>

<!--

The remote element contains the fully-qualified name of the enterprise bean's remote interface.

Used in: ejb-ref

Example:

```
<remote>com.wombat.empl.EmployeeService</remote>
```

-->

<!ELEMENT remote (#PCDATA)>

<!--

The res-auth element specifies whether the web application code signs on programmatically to the resource manager, or whether the Container will sign on to the resource manager on behalf of the web application. In the latter case, the Container uses information that is supplied by the Deployer.

The value of this element must be one of the two following:

```
<res-auth>Application</res-auth>
```

```
<res-auth>Container</res-auth>
```

Used in: resource-ref

-->

<!ELEMENT res-auth (#PCDATA)>

<!--

The res-ref-name element specifies the name of a resource manager

connection factory reference. The name is a JNDI name relative to the java:comp/env context. The name must be unique within a web application.

Used in: resource-ref

-->

<!ELEMENT res-ref-name (#PCDATA)>

<!--

The res-sharing-scope element specifies whether connections obtained through the given resource manager connection factory reference can be shared. The value of this element, if specified, must be one of the two following:

```

    <res-sharing-scope>Shareable</res-sharing-scope>
    <res-sharing-scope>Unshareable</res-sharing-scope>
  
```

The default value is Shareable.

Used in: resource-ref

-->

<!ELEMENT res-sharing-scope (#PCDATA)>

<!--

The res-type element specifies the type of the data source. The type is specified by the fully qualified Java language class or interface expected to be implemented by the data source.

Used in: resource-ref

-->

<!ELEMENT res-type (#PCDATA)>

<!--

The resource-env-ref element contains a declaration of a web application's reference to an administered object associated with a resource in the web application's environment. It consists of an optional description, the resource environment reference name, and an indication of the resource environment reference type expected by the web application code.

Used in: web-app

Example:

```
<resource-env-ref>
  <resource-env-ref-name>jms/StockQueue</resource-env-ref-name>
  <resource-env-ref-type>javax.jms.Queue</resource-env-ref-type>
</resource-env-ref>
-->
```

```
<!ELEMENT resource-env-ref (description?, resource-env-ref-name,
  resource-env-ref-type)>
```

```
<!--
```

The resource-env-ref-name element specifies the name of a resource environment reference; its value is the environment entry name used in the web application code. The name is a JNDI name relative to the java:comp/env context and must be unique within a web application.

Used in: resource-env-ref

```
-->
```

```
<!ELEMENT resource-env-ref-name (#PCDATA)>
```

```
<!--
```

The resource-env-ref-type element specifies the type of a resource environment reference. It is the fully qualified name of a Java language class or interface.

Used in: resource-env-ref

```
-->
```

```
<!ELEMENT resource-env-ref-type (#PCDATA)>
```

```
<!--
```

The resource-ref element contains a declaration of a web application's reference to an external resource. It consists of an optional description, the resource manager connection factory reference name, the indication of the resource manager connection factory type expected by the web application code, the type of authentication (Application or Container), and an optional specification of the shareability of connections obtained from the resource (Shareable or Unshareable).

Used in: web-app

Example:

```

    <resource-ref>
    <res-ref-name>jdbc/EmployeeAppDB</res-ref-name>
    <res-type>javax.sql.DataSource</res-type>
    <res-auth>Container</res-auth>
    <res-sharing-scope>Shareable</res-sharing-scope>
    </resource-ref>
-->

```

<!ELEMENT resource-ref (description?, res-ref-name, res-type, res-auth, res-sharing-scope?)>

<!--
The role-link element is a reference to a defined security role. The role-link element must contain the name of one of the security roles defined in the security-role elements.

Used in: security-role-ref
-->

<!ELEMENT role-link (#PCDATA)>

<!--
The role-name element contains the name of a security role. The name must conform to the lexical rules for an NMTOKEN.

Used in: auth-constraint, run-as, security-role, security-role-ref
-->

<!ELEMENT role-name (#PCDATA)>

<!--
The run-as element specifies the run-as identity to be used for the execution of the web application. It contains an optional description, and the name of a security role.

Used in: servlet
-->

<!ELEMENT run-as (description?, role-name)>

<!--

The `security-constraint` element is used to associate security constraints with one or more web resource collections

Used in: web-app

-->

<!ELEMENT security-constraint (display-name?, web-resource-collection+, auth-constraint?, user-data-constraint?)>

<!--

The `security-role` element contains the definition of a security role. The definition consists of an optional description of the security role, and the security role name.

Used in: web-app

Example:

```

    <security-role>
    <description>
        This role includes all employees who are authorized
        to access the employee service application.
    </description>
    <role-name>employee</role-name>
    </security-role>
-->

```

<!ELEMENT security-role (description?, role-name)>

<!--

The `security-role-ref` element contains the declaration of a security role reference in the web application's code. The declaration consists

of an optional description, the security role name used in the code, and an optional link to a security role. If the security role is not specified, the Deployer must choose an appropriate security role.

The value of the `role-name` element must be the String used as the parameter to the `EJBContext.isCallerInRole(String roleName)` method or the `HttpServletRequest.isUserInRole(String role)` method.

Used in: servlet

-->

<!ELEMENT security-role-ref (description?, role-name, role-link?)>

<!--

The servlet element contains the declarative data of a servlet. If a jsp-file is specified and the load-on-startup element is present, then the JSP should be precompiled and loaded.

Used in: web-app

-->

<!ELEMENT servlet (icon?, servlet-name, display-name?, description?, (servlet-class|jsp-file), init-param*, load-on-startup?, run-as?, security-role-ref*)>

<!--

The servlet-class element contains the fully qualified class name of the servlet.

Used in: servlet

-->

<!ELEMENT servlet-class (#PCDATA)>

<!--

The servlet-mapping element defines a mapping between a servlet and a url pattern

Used in: web-app

-->

<!ELEMENT servlet-mapping (servlet-name, url-pattern)>

<!--

The servlet-name element contains the canonical name of the servlet. Each servlet name is unique within the web application.

Used in: filter-mapping, servlet, servlet-mapping

-->

<!ELEMENT servlet-name (#PCDATA)>

<!--

The session-config element defines the session parameters for this web application.

Used in: web-app

-->

<!ELEMENT session-config (session-timeout?)>

<!--

The session-timeout element defines the default session timeout interval for all sessions created in this web application. The specified timeout must be expressed in a whole number of minutes. If the timeout is 0 or less, the container ensures the default behaviour of sessions is never to time out.

Used in: session-config

-->

<!ELEMENT session-timeout (#PCDATA)>

<!--

The small-icon element contains the name of a file containing a small (16 x 16) icon image. The file name is a relative path within the web application's war file.

The image may be either in the JPEG or GIF format. The icon can be used by tools.

Used in: icon

Example:

`<small-icon>employee-service-icon16x16.jpg</small-icon>`

-->

<!ELEMENT small-icon (#PCDATA)>

<!--

The taglib element is used to describe a JSP tag library.

Used in: web-app

-->

<!ELEMENT taglib (taglib-uri, taglib-location)>

<!--

the `taglib-location` element contains the location (as a resource relative to the root of the web application) where to find the Tag Library Description file for the tag library.

Used in: `taglib`

-->

<!ELEMENT taglib-location (#PCDATA)>

<!--

The `taglib-uri` element describes a URI, relative to the location of the `web.xml` document, identifying a Tag Library used in the Web Application.

Used in: `taglib`

-->

<!ELEMENT taglib-uri (#PCDATA)>

<!--

The `transport-guarantee` element specifies that the communication between client and server should be `NONE`, `INTEGRAL`, or `CONFIDENTIAL`. `NONE` means that the application does not require any transport guarantees. A value of `INTEGRAL` means that the application requires that the data sent between the client and server be sent in such a way that it can't be changed in transit. `CONFIDENTIAL` means that the application requires that the data be transmitted in a fashion that prevents other entities from observing the contents of the transmission. In most cases, the presence of the `INTEGRAL` or `CONFIDENTIAL` flag will indicate that the use of SSL is required.

Used in: `user-data-constraint`

-->

<!ELEMENT transport-guarantee (#PCDATA)>

<!--

The `url-pattern` element contains the url pattern of the mapping. Must follow the rules specified in Section 11.2 of the Servlet API Specification.

Used in: `filter-mapping`, `servlet-mapping`, `web-resource-collection`

-->

<!ELEMENT url-pattern (#PCDATA)>

<!--

The user-data-constraint element is used to indicate how data communicated between the client and container should be protected.

Used in: security-constraint

-->

<!ELEMENT user-data-constraint (description?, transport-guarantee)>

<!--

The web-resource-collection element is used to identify a subset of the resources and HTTP methods on those resources within a web application to which a security constraint applies. If no HTTP methods are specified, then the security constraint applies to all HTTP methods.

Used in: security-constraint

-->

<!ELEMENT web-resource-collection (web-resource-name, description?, url-pattern*, http-method*)>

<!--

The web-resource-name contains the name of this web resource collection.

Used in: web-resource-collection

-->

<!ELEMENT web-resource-name (#PCDATA)>

<!--

The welcome-file element contains file name to use as a default welcome file, such as index.html

Used in: welcome-file-list

-->

<!ELEMENT welcome-file (#PCDATA)>

<!--

The welcome-file-list contains an ordered list of welcome files elements.

Used in: web-app

-->

<!ELEMENT welcome-file-list (welcome-file+)>

<!--

The ID mechanism is to allow tools that produce additional deployment information (i.e., information beyond the standard deployment descriptor information) to store the non-standard information in a separate file, and easily refer from these tool-specific files to the information in the standard deployment descriptor.

Tools are not allowed to add the non-standard information into the standard deployment descriptor.

-->

<!ATTLIST auth-constraint id ID #IMPLIED>

<!ATTLIST auth-method id ID #IMPLIED>

<!ATTLIST context-param id ID #IMPLIED>

<!ATTLIST description id ID #IMPLIED>

<!ATTLIST display-name id ID #IMPLIED>

<!ATTLIST distributable id ID #IMPLIED>

<!ATTLIST ejb-link id ID #IMPLIED>

<!ATTLIST ejb-local-ref id ID #IMPLIED>

<!ATTLIST ejb-ref id ID #IMPLIED>

<!ATTLIST ejb-ref-name id ID #IMPLIED>

<!ATTLIST ejb-ref-type id ID #IMPLIED>

<!ATTLIST env-entry id ID #IMPLIED>

<!ATTLIST env-entry-name id ID #IMPLIED>

<!ATTLIST env-entry-type id ID #IMPLIED>

<!ATTLIST env-entry-value id ID #IMPLIED>
<!ATTLIST error-code id ID #IMPLIED>
<!ATTLIST error-page id ID #IMPLIED>
<!ATTLIST exception-type id ID #IMPLIED>
<!ATTLIST extension id ID #IMPLIED>
<!ATTLIST filter id ID #IMPLIED>
<!ATTLIST filter-class id ID #IMPLIED>
<!ATTLIST filter-mapping id ID #IMPLIED>
<!ATTLIST filter-name id ID #IMPLIED>
<!ATTLIST form-error-page id ID #IMPLIED>
<!ATTLIST form-login-config id ID #IMPLIED>
<!ATTLIST form-login-page id ID #IMPLIED>
<!ATTLIST home id ID #IMPLIED>
<!ATTLIST http-method id ID #IMPLIED>
<!ATTLIST icon id ID #IMPLIED>
<!ATTLIST init-param id ID #IMPLIED>
<!ATTLIST jsp-file id ID #IMPLIED>
<!ATTLIST large-icon id ID #IMPLIED>
<!ATTLIST listener id ID #IMPLIED>
<!ATTLIST listener-class id ID #IMPLIED>
<!ATTLIST load-on-startup id ID #IMPLIED>
<!ATTLIST local id ID #IMPLIED>
<!ATTLIST local-home id ID #IMPLIED>

<!ATTLIST location id ID #IMPLIED>
<!ATTLIST login-config id ID #IMPLIED>
<!ATTLIST mime-mapping id ID #IMPLIED>
<!ATTLIST mime-type id ID #IMPLIED>
<!ATTLIST param-name id ID #IMPLIED>
<!ATTLIST param-value id ID #IMPLIED>
<!ATTLIST realm-name id ID #IMPLIED>
<!ATTLIST remote id ID #IMPLIED>
<!ATTLIST res-auth id ID #IMPLIED>
<!ATTLIST res-ref-name id ID #IMPLIED>
<!ATTLIST res-sharing-scope id ID #IMPLIED>
<!ATTLIST res-type id ID #IMPLIED>
<!ATTLIST resource-env-ref id ID #IMPLIED>
<!ATTLIST resource-env-ref-name id ID #IMPLIED>
<!ATTLIST resource-env-ref-type id ID #IMPLIED>
<!ATTLIST resource-ref id ID #IMPLIED>
<!ATTLIST role-link id ID #IMPLIED>
<!ATTLIST role-name id ID #IMPLIED>
<!ATTLIST run-as id ID #IMPLIED>
<!ATTLIST security-constraint id ID #IMPLIED>
<!ATTLIST security-role id ID #IMPLIED>
<!ATTLIST security-role-ref id ID #IMPLIED>
<!ATTLIST servlet id ID #IMPLIED>

```
<!ATTLIST servlet-class id ID #IMPLIED>  
<!ATTLIST servlet-mapping id ID #IMPLIED>  
<!ATTLIST servlet-name id ID #IMPLIED>  
<!ATTLIST session-config id ID #IMPLIED>  
<!ATTLIST session-timeout id ID #IMPLIED>  
<!ATTLIST small-icon id ID #IMPLIED>  
<!ATTLIST taglib id ID #IMPLIED>  
<!ATTLIST taglib-location id ID #IMPLIED>  
<!ATTLIST taglib-uri id ID #IMPLIED>  
<!ATTLIST transport-guarantee id ID #IMPLIED>  
<!ATTLIST url-pattern id ID #IMPLIED>  
<!ATTLIST user-data-constraint id ID #IMPLIED>  
<!ATTLIST web-app id ID #IMPLIED>  
<!ATTLIST web-resource-collection id ID #IMPLIED>  
<!ATTLIST web-resource-name id ID #IMPLIED>  
<!ATTLIST welcome-file id ID #IMPLIED>  
<!ATTLIST welcome-file-list id ID #IMPLIED>
```

Glossary

Application Developer The producer of a web application. The output of an Application Developer is a set of servlet classes, JSP pages, HTML pages, and supporting libraries and files (such as images, compressed archive files, etc.) for the web application. The Application Developer is typically an application domain expert. The developer is required to be aware of the servlet environment and its consequences when programming, including concurrency considerations, and create the web application accordingly.

Application Assembler Takes the output of the Application Developer and ensures that it is a deployable unit. Thus, the input of the Application Assembler is the servlet classes, JSP pages, HTML pages, and other supporting libraries and files for the web application. The output of the Application Assembler is a web application archive or a web application in an open directory structure.

Deployer The Deployer takes one or more web application archive files or other directory structures provided by an Application Developer and deploys the application into a specific operational environment. The operational environment includes a specific servlet container and web server. The Deployer must resolve all the external dependencies declared by the developer. To perform his role, the deployer uses tools provided by the Servlet Container Provider.

The Deployer is an expert in a specific operational environment. For example, the Deployer is responsible for mapping the security roles defined by the Application Developer to the user groups and accounts that exist in the operational environment where the web application is deployed.

principal A principal is an entity that can be authenticated by an authentication protocol. A principal is identified by a *principal name* and authenticated by using *authentication data*. The content and format of the principal name and the authentication data depend on the authentication protocol.

role (development) The actions and responsibilities taken by various parties during the development, deployment, and running of a web application. In some scenarios, a single party may perform several roles; in others, each role may be performed by a different party.

role (security) An abstract notion used by an Application Developer in an application that can be mapped by the Deployer to a user, or group of users, in a security policy domain.

security policy domain The scope over which security policies are defined and enforced by a security administrator of the security service. A security policy domain is also sometimes referred to as a *realm*.

security technology domain The scope over which the same security mechanism, such as Kerberos, is used to enforce a security policy. Multiple security policy domains can exist within a single technology domain.

Servlet Container Provider A vendor that provides the runtime environment, namely the servlet container and possibly the web server, in which a web application runs as well as the tools necessary to deploy web applications.

The expertise of the Container Provider is in HTTP-level programming. Since this specification does not specify the interface between the web server and the servlet container, it is left to the Container Provider to split the implementation of the required functionality between the container and the server.

servlet definition A unique name associated with a fully qualified class name of a class implementing the Servlet interface. A set of initialization parameters can be associated with a servlet definition.

servlet mapping A servlet definition that is associated by a servlet container with a URL path pattern. All requests to that path pattern are handled by the servlet associated with the servlet definition.

System Administrator The person responsible for the configuration and administration of the servlet container and web server. The administrator is

also responsible for overseeing the well-being of the deployed web applications at run time.

This specification does not define the contracts for system management and administration. The administrator typically uses runtime monitoring and management tools provided by the Container Provider and server vendors to accomplish these tasks.

uniform resource locator (URL) A compact string representation of resources available via the network. Once the resource represented by a URL has been accessed, various operations may be performed on that resource.¹ A URL is a type of uniform resource identifier (URI). URLs are typically of the form:

```
<protocol>://<servername>/<resource>
```

For the purposes of this specification, we are primarily interested in HTTP-based URLs which are of the form:

```
http[s]://<servername>[:port]/<url-path>[?<query-string>]
```

For example:

```
http://java.sun.com/products/servlet/index.html
https://javashop.sun.com/purchase
```

In HTTP-based URLs, the ‘/’ character is reserved to separate a hierarchical path structure in the URL-path portion of the URL. The server is responsible for determining the meaning of the hierarchical structure. There is no correspondence between a URL-path and a given file system path.

web application A collection of servlets, JSP pages, HTML documents, and other web resources which might include image files, compressed archives, and other data. A web application may be packaged into an archive or exist in an open directory structure.

All compatible servlet containers must accept a web application and perform a deployment of its contents into their runtime. This may mean that a container can run the application directly from a web application archive file or it may mean that it will move the contents of a web application into the appropriate locations for that particular container.

¹ See RFC 1738

web application archive A single file that contains all of the components of a web application. This archive file is created by using standard JAR tools which allow any or all of the web components to be signed.

Web application archive files are identified by the `.war` extension. A new extension is used instead of `.jar` because that extension is reserved for files which contain a set of class files and that can be placed in the classpath or double clicked using a GUI to launch an application. As the contents of a web application archive are not suitable for such use, a new extension was in order.

web application, distributable A web application that is written so that it can be deployed in a web container distributed across multiple Java virtual machines running on the same host or different hosts. The deployment descriptor for such an application uses the `distributable` element.

